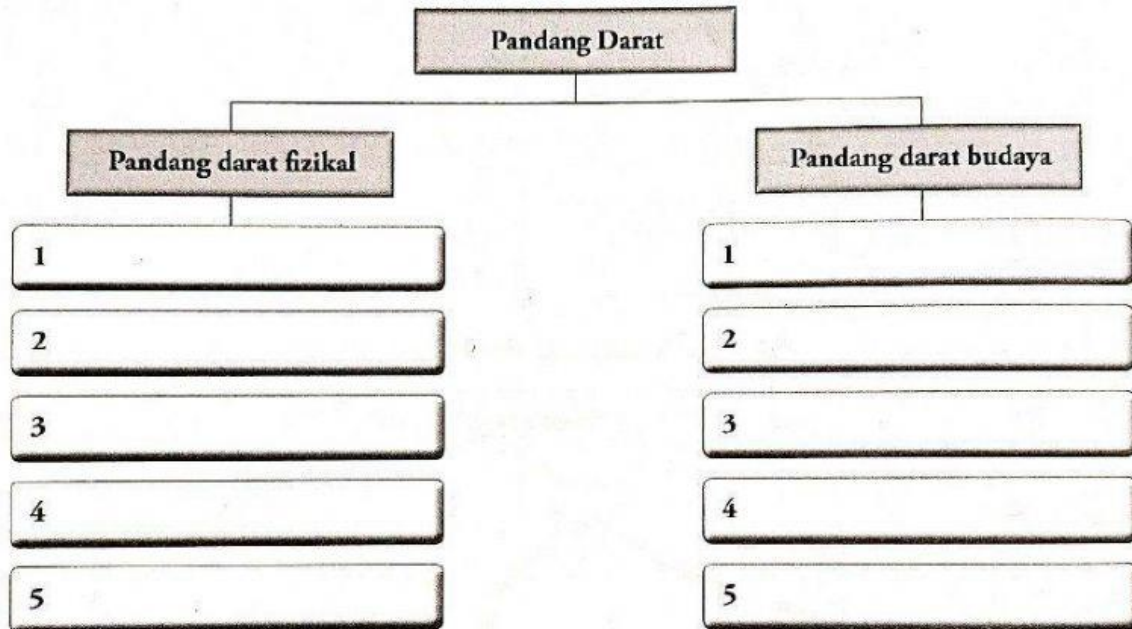









A) Kelaskan ciri-ciri di bawah sama ada pandang darat fizikal atau pandang darat budaya. **123**

- |            |              |        |            |            |
|------------|--------------|--------|------------|------------|
| Sawah padi | Jambatan     | Rumput | Sungai     | Tokong     |
| Pantai     | Tanda tinggi | Kontur | Jalan raya | Paya nipah |



B) Tandakan (F) bagi simbol yang mewakili ciri pandang darat fizikal dan (B) bagi simbol yang mewakili ciri pandang darat budaya. **123**

1			6		
2			7	P.P.	
3	Tk.		8		
4			9		
5			10	