







FINAL TEST































SHOW AND TELL 2

Part 1. Vocabulary and structure. Look and choose

1. It feel hard / soft	2. It's a pen / book.
	
3. It's windy / hot,	4. He wearing a T-shirt / sandals.
	



Part 2. Letters and phonics.

1. What sound is this? Write the missing letter. stro _ _	2. What sound is this? Write the missing letter. _ _ air
	

3. r blends: Choose the picture that has got fr.	4. Choose 2 animal words that have got ck									
  	<table><tr><td> truck</td><td> duck</td><td> track</td></tr><tr><td> sack</td><td> tack</td><td> kick</td></tr><tr><td> lick</td><td> chick</td><td> sock</td></tr></table>	 truck	 duck	 track	 sack	 tack	 kick	 lick	 chick	 sock
 truck	 duck	 track								
 sack	 tack	 kick								
 lick	 chick	 sock								

Part 3. Value. Look at the picture and answer the questions. ☆ ☆ (2 points = 1 ☆)

Teacher gives some hints for kids to answer.

1. Line up.	2. Listen to others
	
<p>True</p> <input type="checkbox"/>	<p>True</p> <input type="checkbox"/>
<p>False</p> <input type="checkbox"/>	<p>False</p> <input type="checkbox"/>

Part 4. Look at the picture and drag the word to the correct pictures.

Look

Taste

Sound

Feel

Smell

