

Name: _____



3RD GRADE

USE OF ENGLISH - TERM II

VOCABULARY

1) Look at the pictures and complete the words.



P _ _ _ _ _



B _ _ _ _ _



G _ _ _ _ _



A _ _ _ _ _

2) Look at the pictures and order the letters to make words.




R D A B E _ _ _ _ _



D A R B E W O R _ _ _ _ _



T R E E S T _ _ _ _ _




G S G E _ _ _ _



R I M O R R _ _ _ _ _

GRAMMAR

3) Fill in the blanks with THIS - THAT- THESE -THOSE

1-.....IS A BED. 

2-.....ARE SOCKS. 

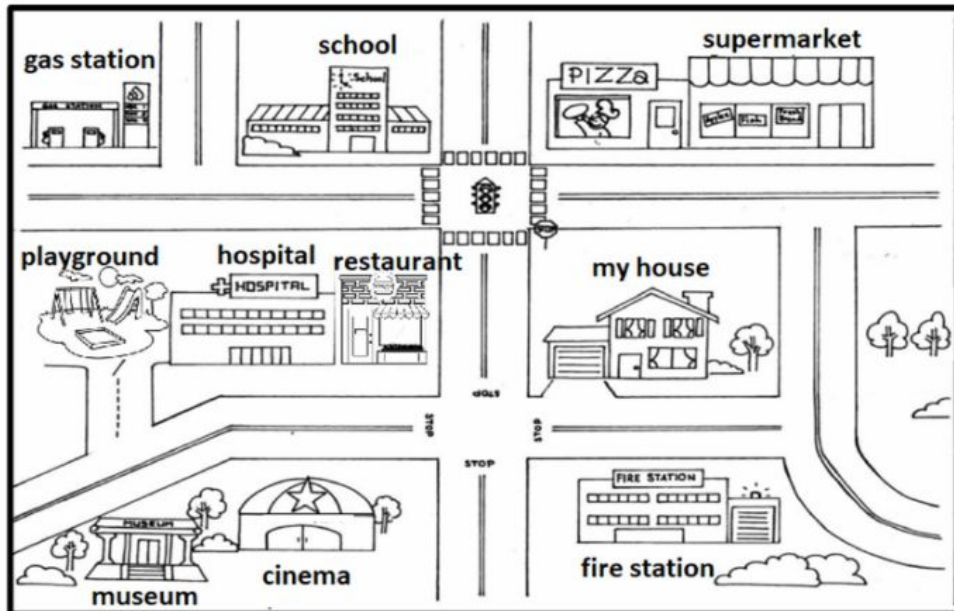
3-.....IS A CHAIR. 

4-.....ARE APPLES. 

5-.....A TABLE. 

4) Where is it? Look at the map and complete the sentences with the prepositions from the box. You can use them more than once.

NEXT TO - IN FRONT OF - BEHIND - BETWEEN



- A. The hospital is _____ the playground and the restaurant.
- B. The fire station is _____ my house.
- C. The museum is _____ to the cinema.
- D. My house is _____ the fire station.
- E. The playground is _____ the gas station.
- F. The pizza shop is _____ the supermarket.

5) Read the sentences and look at the pictures. Then, choose A – AN – SOME and answer the questions.

*Example: Would you like A – AN – **SOME** cake?*



Yes, please /



No. thank you

1. Would you like A – AN – SOME bread?



2. Would you like A – AN – SOME egg?



3. Would you like A – AN – SOME lemons?



4. Would you like A – AN – SOME tomato?



5. Would you like A – AN – SOME potatoes?