



1. Read the riddles. Solve them with the names of the places on the map.



a. Your car doesn't start? In this place you can buy some gas.

b. Are you hungry? Don't be angry! In this place you can drink coffee and eat some muffins.

c. Are you bored? In this place you can buy a book about a gnome.

d. Do you have money? In this place you can save some.

e. Do you want an apple or a papaya? In this place you can buy some fruit.

f. Do you like walking your dog or reading under a tree? In this place you can enjoy nature for free.


g. Where do you leave your car when you shop? In this place you can do it.





2. Look and complete with the words from the Tool Kit.


Tool Kit


- behind
- across from
- next to
- near
- between
- in front of


a.  a. Blue the owl is _____ the boxes.

b.  b. Blue the owl is _____ the box.

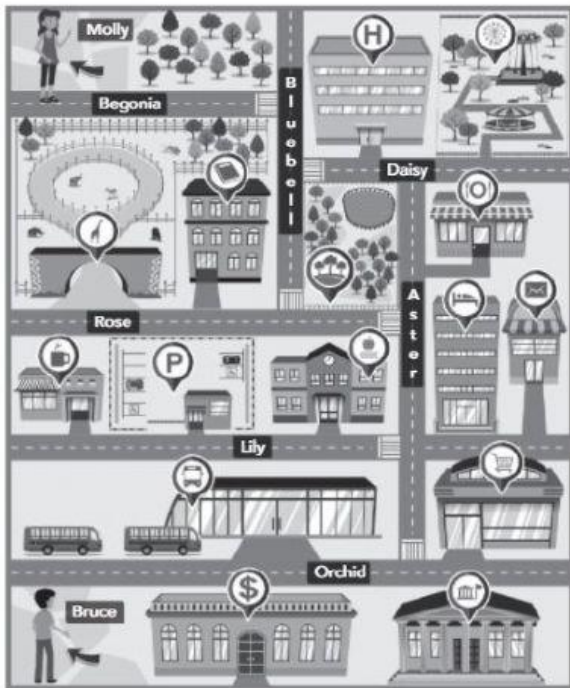
c.  c. Blue the owl is near the bear.

d.  d. Blue the owl is _____ the deer.

e.  e. Blue the owl is _____ the box.

f.  f. Blue the owl is _____ the raccoon.

3. Look at the map and complete the directions.



Molly: Excuse me, how can I get to the parking lot?

Take Begonia Street and
 a. _____ right on Bluebell Street.
 b. _____ one block and turn right. The parking lot is
 c. _____ the coffee shop and the school.

Bruce: Excuse me, how can I get to the hospital?

d. _____ Orchid Street and go straight.
 e. _____ left on Aster Street and walk three blocks. Then, cross Daisy Street. The hospital is
 f. _____ the amusement park.