

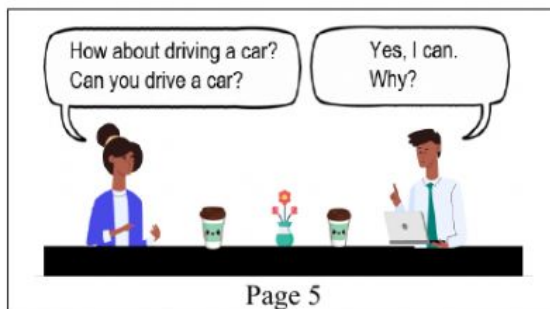





TASK 1

Understand the dialogue and analyse the expression of showing ability and disability by completing the table given.



Put ✓ in the correct column.

Activity	James		Tina	
	Can	Cannot	Can	Cannot
edit video				
paint pictures				
drive a car				
make cookies				

GREAT JOB!