Read this first

Year 2 Cerdas Topic: Fractions

(2) More Fractions

L.O

Students are able to:

a. Tell the fractions as part of a whole
b. Name simple fractions

STEPS:

1. Count the equal parts of the shape
2. Count the shaded parts
3. Write the **fraction** ($\frac{\square}{\square}$) for the shaded part
4. Write the sentences

   _____ **out of** _____ **is shaded**
   (parts) (total parts)

   — **is shaded.**
   (fractions)

Example/ contoh:

1. Count the equal parts of the shape: 3 equal parts

2. Count the shaded parts: 2 parts are shaded
3. Write the fraction for shaded part: $\frac{2}{3}$ ← Shaded parts / Total parts
4. Write the sentences:

2 out of 3 parts is shaded

$\frac{2}{3}$ of the rectangle is shaded.

LIVEWORKSHEETS

DO THIS

1) Answer and fill in the blanks. (15 marks)

a)

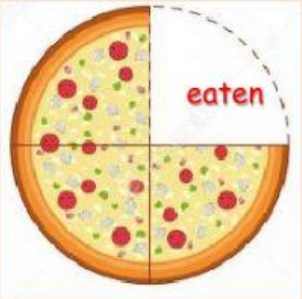

How many equal parts? _____

How many parts are eaten? _____

_____ out of _____ is eaten

_____ are eaten

b)

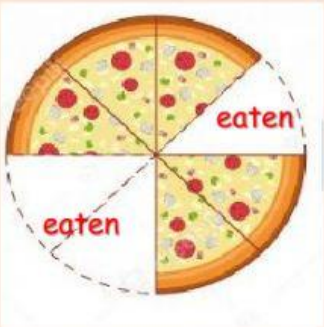

There are _____ equal parts.

_____ out of _____ is eaten

_____ are eaten

c)

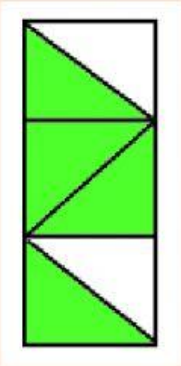

There are _____ equal parts.

_____ out of _____ is shaded

_____ are shaded

LIVEWORKSHEETS

2) Drag and match. (5 marks)

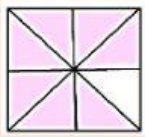

7 out of 12 equal parts is shaded

$\frac{7}{12}$ or seven-twelfth is shaded

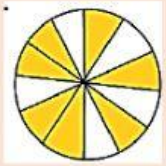

1 out of 3 equal parts is shaded

$\frac{1}{3}$ or one-third is shaded



3 out of 5 equal parts is shaded

$\frac{3}{5}$ or three- fifth is shaded

7 out of 8 equal parts is shaded

$\frac{7}{8}$ or seven- third is shaded

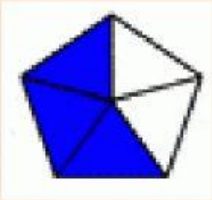

5 out of 9 equal parts is shaded

Five- ninth or $\frac{5}{9}$ is shaded

LIVEWORKSHEETS

3) Look at the picture. (3 marks)

Write about the picture. Refer from the example given earlier.

_____ _____

_____

_____

_____

_____

LIVEWORKSHEETS