

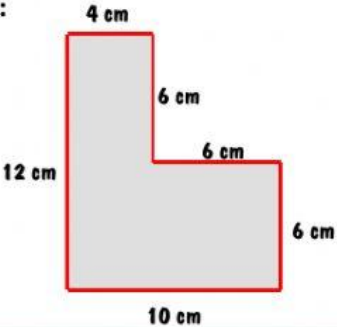




Name: _____

Class: _____

Worksheet 1

PERIMETER**A. Visual learning**

1/ What is perimeter?	2/ How to find the perimeter of a shape?
<p>Perimeter is the distance around a shape.</p> <p>Example:</p>  <p>$4 + 6 + 6 + 6 + 10 + 12 = 44 \text{ cm}$</p> <p>The perimeter of shape is 44 cm.</p>	
3/ How to use multiplication to find the perimeter of some special shapes?	
<p>Rectangle</p> <p><i>Perimeter = $2 \times (\text{length} + \text{width})$</i></p> <p>Example:</p>  <p>$2 \times (3 + 7) = 20 \text{ cm}$</p> <p>The perimeter of rectangle is 20 cm.</p>	<p>Square</p> <p><i>Perimeter = $4 \times \text{side}$</i></p> <p>Example:</p>  <p>$4 \times 9 = 36 \text{ m}$</p> <p>The perimeter of square is 36 m.</p>

B. Vocabulary

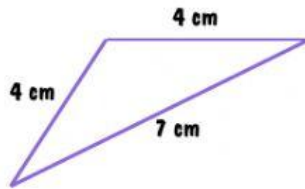
perimeter: chu vi	distance: khoảng cách
-------------------	-----------------------



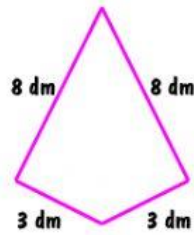
C. Practice

Task 1: Find the perimeter of each following figure.

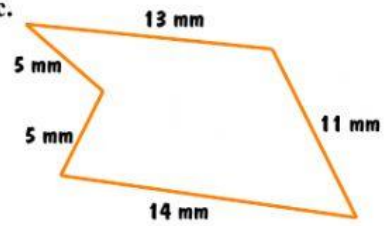
a.



b.



c.




$$\underline{\quad} + \underline{\quad} + \underline{\quad} = \underline{\quad}$$

$$\underline{\quad} + \underline{\quad} + \underline{\quad} + \underline{\quad} = \underline{\quad}$$

$$\underline{\quad} + \underline{\quad} + \underline{\quad} + \underline{\quad} + \underline{\quad} = \underline{\quad}$$

Task 2: Use formula to find the perimeter of rectangle and square below.

a.



$$\underline{\quad} \times (\underline{\quad} + \underline{\quad}) = \underline{\quad} \text{ m}$$


b.



$$\underline{\quad} \times \underline{\quad} = \underline{\quad} \text{ dm}$$

Task 3: Find the perimeter of the swimming pool.

Knowing that the swimming pool is a rectangle.

Equation: $\underline{\quad}$ Word answer: $\underline{\quad}$ 

Task 4: Nana decorates a square picture frame by ribbon. How many centimeters of ribbon does she need to cover around four sides of the frame?

Equation: $\underline{\quad}$ Word answer: $\underline{\quad}$ 