

















Unit 4
Do you know where it is?

Vocabulary

Prepositions of Place

in	
behind	
on	
opposite	
by, beside, next to	
under	
over	
below	
above	
at the top of	
at the bottom of	
in the corner	
on the left	
on the right	
between	
In front of	

Preposition of Movement

- across _____
- through _____
- to _____
- into _____
- out of _____
- onto _____
- towards _____
- from _____


Giving direction

- Get on/off
- Turn left/right
- Go straight ahead
- Walk up/down
- Walk along/until
- Traffic lights
- Walk/ go around
- Walk/ go past _____
- It's _____ minutes from _____




Place in the city









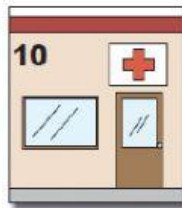






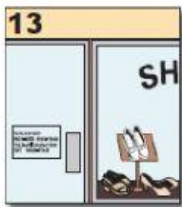























- a. Library
- b. Daycare centre
- c. Grocery store
- d. Dental clinic
- e. Bank
- f. Hospital
- g. High school
- h. Car rental agency
- i. Parking lot
- j. Bookstore
- k. Garage
- l. Hairdresser/Hair salon
- m. Hardware store
- n. Clothing store
- o. Medical clinic
- p. Fire station
- q. Shoe store
- r. Computer store

A. Vocabulary

A1. Draw the picture to describe the following sentence

The fruit is in the bowl.		The shoes are under the table.	
The owl is on the branch.		The fridge is across from the stove.	
The movie tickets are next to the popcorn.		The apple is between the strawberry and the banana.	
The pencil is near the eraser.		The girl is in front of the boy.	
The painting is above the sofa.		The teacher is behind the desk.	

Note!

Common sentence patterns for preposition of place

There are 2 common sentence patterns that we use with preposition of place.

1. **The + noun + verb + preposition + the + noun.**

- The cookie is on the plate.
- The strawberries are on the plate.

2. **There + is + (a) + noun + preposition + the + noun.**

- There is a cup of coffee on the table.
- There are bananas on the table.

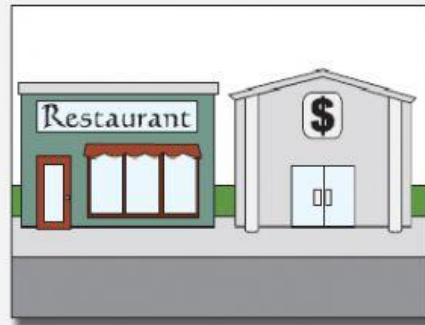


A2. Fill in blanks



a. Where's the bank?

It's _____
the fire station.



b. Where's the restaurant?

It's _____ the bank.



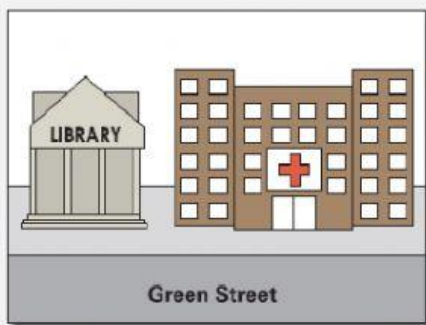
c. Is there a supermarket in the picture?

Yes. It's _____ the library.



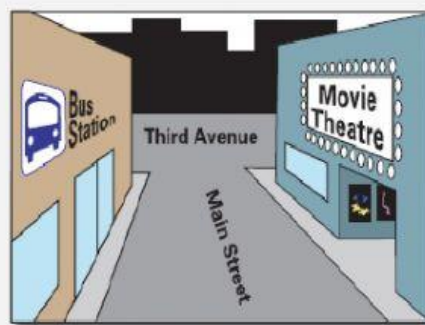
d. Is there a park in the picture?

Yes. It's _____ the post office
and the school.



e. Where's the hospital?

It's _____ Green St.,
_____ the library.



f. Where's the movie theatre?

It's _____ Third Avenue
and Main St., _____ the bus station.

A3. Look at the picture and fill in blanks.



This is my room! My bed is 1) _____ the windows. There's a desk 2) _____ my bed. 3) _____ my desk there is a computer and a lamp. Can you see my cat, Cutie? She's 4) _____ my computer! There are some boxes 5) _____ my bed. I've got my old books 6) _____ them. Can you see my dog, Max? He's 7) _____ the bed

A4. Look at the picture! Write sentences describing where the things are.



Grammar**B. Grammar*******Indirect Questions*****

Indirect questions are more formal and polite than direct questions. They begin with phrases such as *Do you know*. Their word order is

Phrase	+	Question word	+	Subject	+	Verb?
Do you know		where		the post office		is?
Could you tell me		how far		it		is?

Direct questions	Indirect questions
Where does he live?	<i>Do you know</i> where he lives?
Who are they?	<i>Could you tell me</i> who they are?
Why is she crying?	<i>Can you tell me</i> why she is crying?
When does the plane arrive?	<i>Do you know</i> when the plane arrives?
Where can I park my car?	<i>Could you tell me</i> where I can park my car?

*** Use **if** when there is no question word.

Did she pass her driving test? → Do you know **if** she passed her driving test?

Note!

We usually use indirect questions for asking for direction in case of polite way of asking strangers.


B1. Rewrite the questions as polite/indirect questions

Ex: Where's the park?

Do you _____ know where the park is _____ ?

- | | |
|--------------------------------|---------------------------|
| 1. What time is it? | Could you tell me _____ ? |
| 2. Does she live here? | Do you know _____ ? |
| 3. Who are those people? | Can you tell me _____ ? |
| 4. Why are they shouting? | Do you know _____ ? |
| 5. Did they win? | Could you tell me _____ ? |
| 6. When does the train arrive? | Do you know _____ ? |
| 7. What did she say? | Could you tell me _____ ? |

***** Asking for and giving directions *****



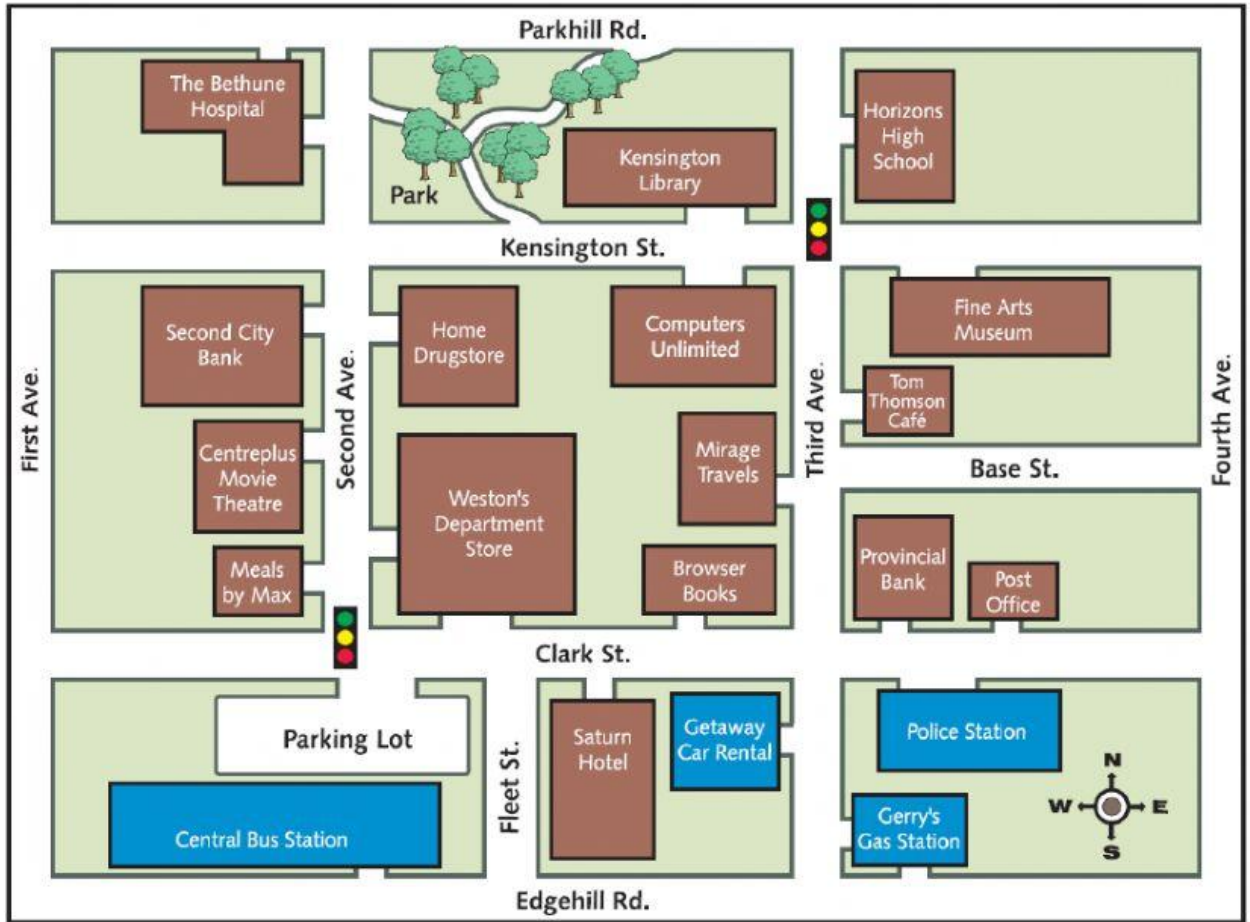
Asking for Directions	Giving Directions
1. Could you tell me how to get to ...?	1. Turn back/Go back
2. How do I find ...?	2. Turn left/right into ...-street/ at the end of...)
3. Pardon me, I'm lost, how do I get to ...?	3. Go along..
4. Which is the best way to ...?	4. Cross...
5. Could you direct me to ...?	5. Take the first/second road on the left/right
6. Which way do I go to get to ...?	6. It's on the left/right.
7. How do I get to ...?	7. Go up/down ...
8. Could you tell me what the best way to ... is ?	8. It's about 50 meters from here
9. Do you know where ... is?	9. It's on your right/left
10. Excuse me, do you know how I can go to ...?	10. It's in the middle of the block
11. Can you tell me the way to ...?	11. It's on the corner
	12. It's next to/ across /between/in front of ...
	13. Drive tostreet and turn left/right
	14. Go straight ahead...

C. Speaking and writing

C1. Work in pair.

A = you are at the central bus station and you want to go to Fine Arts Museum.

B = you are at the Bethune Hospital and you want to go to Mirage Travels.



A: _____

B: _____

B: _____

A: _____

D. Reading

D1. Read and answer the questions



Backpacking—Now and Then

Backpacking became very popular in the 1960s, especially in Europe and the United States. It is an inexpensive way to travel. It is usually associated with adventure and a search for new experiences. You find backpackers everywhere you travel: from the tea-growing slopes in Sri Lanka to the steep cliffs of Machu Picchu in Peru. Backpackers have one thing in common—they all look exhausted.

It's not surprising they are tired because backpacks can be huge! The backpacks of the 1960s were actually about the size of one's back. They had a large metal frame outside. Nowadays, people choose more comfortable backpacks, with a size that varies to meet their needs.

The original idea behind backpacking was to travel light and to pack as little as possible: a change of clothes, a map, some food and medicine, a roll mattress, and maybe a Swiss knife. Nowadays, people ask, "How much can I carry with me?"

Do you know how else backpacking has changed? What has changed the most is the use of technology. In the past, backpackers' contact with their families was limited to the occasional postcard or spending a lot of money on a telephone call. Nowadays, backpackers can talk to family and friends on their cell phone from the middle of the Amazon jungle, or get connected at an Internet café.

However, some destinations have not changed. For example, the old Silk Road is still very popular for trekking. It connected Europe with Central Asia and China for centuries. Nepal is another popular route to this day. Hundreds of backpackers trek along the Kathmandu Valley, carrying their homes on their backs.



Answer true or false

1. _____ Backpacking is cheap and exciting.
2. _____ Backpackers all look bright and energetic.
3. _____ People want to carry as little as they can in their backpacks today.
4. _____ Backpackers can keep in touch with their families because of technology
5. _____ The Silk Road is no longer popular with backpackers.