


Lembar Kerja Peserta Didik

Name : _____

Class : _____

TASK 1

Understand the dialogue and analyse the expression of showing ability and disability by completing the table given.



Hi, James!
What are you doing?

Hi, Tina.
I'm editing my video.


Page 1



Wow!
Can you edit videos well?

Yes, I can.
Can you edit videos, Tina?


Page 2



No, I can't.
I can't edit videos at all.

So, what do you do in your free time?


Page 3



I usually paint pictures.
I can paint flowers well.

That's amazing.
I can't paint at all.


Page 4



How about driving a car?
Can you drive a car?

Yes, I can.
Why?

Page 5



I can't drive a car.
I want to learn how to do it.

Okay, I'll help you.
How about this Friday?


Page 6



Sure. I'll make some cookies.
I want to learn how to do it.

Okay, I'll help you.
How about this Friday?

Page 7



Sure. I'll make some cookies.
I can make cookies well.

That's yummy.
I cannot do it at all.

Page 8

Put ✓ in the correct column.


Activity	James		Tini	
	Can	Cannot	Can	Cannot
edit video				
paint pictures				
drive a car				
make cookies				

TASK 2

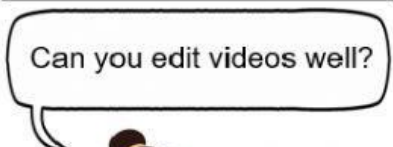
Let's observe again about some Tina's expression from the dialogue above.



Tina is telling her ability.



Tina is telling her disability.



Tina is asking about ability.

Now, analyse each expression below.

- ✓ Telling ability
- ✓ Telling disability
- ✓ Asking about ability

My sister can't ride a bike.



Asking about ability

I can speak English.



Can the students play basketball?



My brother can swim fast.



She cannot repair computers.



Can you write a story?



He can decorate his room.



Can your dad pick you at school?

