

WEEKLY ACTIVITIES – August 2nd to August 6th

School Projects

- Napo province

- Activity done.

Unidad Educativa Particular Bilingüe
Interamericano
SCHOOL PROJECT – WEEK 13



NAPO



DRAW ONE ANIMAL, ONE FOOD, ONE PLANT AND CLOTHES OF PEOPLE FROM NAPO PROVINCE.

Literacy


- Letter Gg




- Click to listen the words



- Complete the printed worksheets



- Complete the printed worksheets



He / She

- Complete printed activity:




- Online worksheet



- Online activity



- Online worksheet



Math

- Biggest and smallest







- Page 15 in the book (Pre-math)







- Online worksheet

Order from smallest to biggest

BANANAS

			
1	2	3	4

STRAWBERRIES

			
1	2	3	4

--

Social and Emotional Development

- Fruits

Click and listen the pronunciation



WATERMELON



PINEAPPLE



apple



Strawberry



Orange




grapes



Banana

Record a video

do a fruit mobile



Flipgrid

Code 354d338d

Amerilis Zembr...

July 30, 2021

My favorite fruit

Record a video: for example: My favorite fruit is strawberry. It is red.



Record a Response

Fine Arts

- G is for grapes.

Materials for the class:

Purple or blue crepe paper

Glue

Marker

Color pencil

Cardboard A4



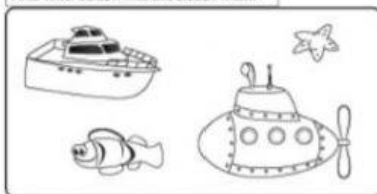
Academic Reinforcement

- Letters dictationm
- Biggest and smalles


Name: _____

Biggest vs Smallest

FIND AND COLOR THE BIGGEST ITEM.




FIND AND COLOR THE SMALLEST ITEM.



Copyright © 2014 by Linda Ward Beech

© 2014 by Linda Ward Beech

- Fruits



Coordinator
Msc. Rache Pinta S.

English Teacher
Amarilis Zambrano
Stefany Cruz