BAB 3 Pecahan

A Tandakan ✓ pecahan bahagian berlorek yang menunjukkan satu perdua. **TP1**

1 	2 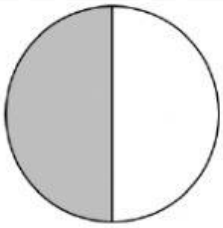	3 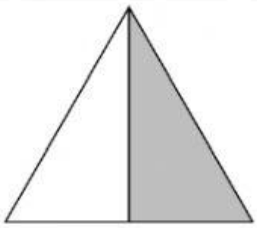
4 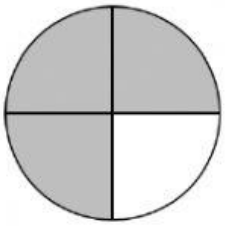	5 	6 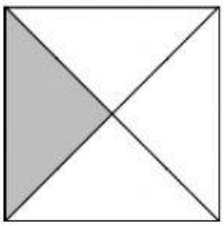

B Lukis satu bentuk dan lorekkan satu perdua. **TP2**

LIVEWORKSHEETS

C Tandakan ✓ pecahan bahagian berlorek yang menunjukkan satu perempat. **TP1**

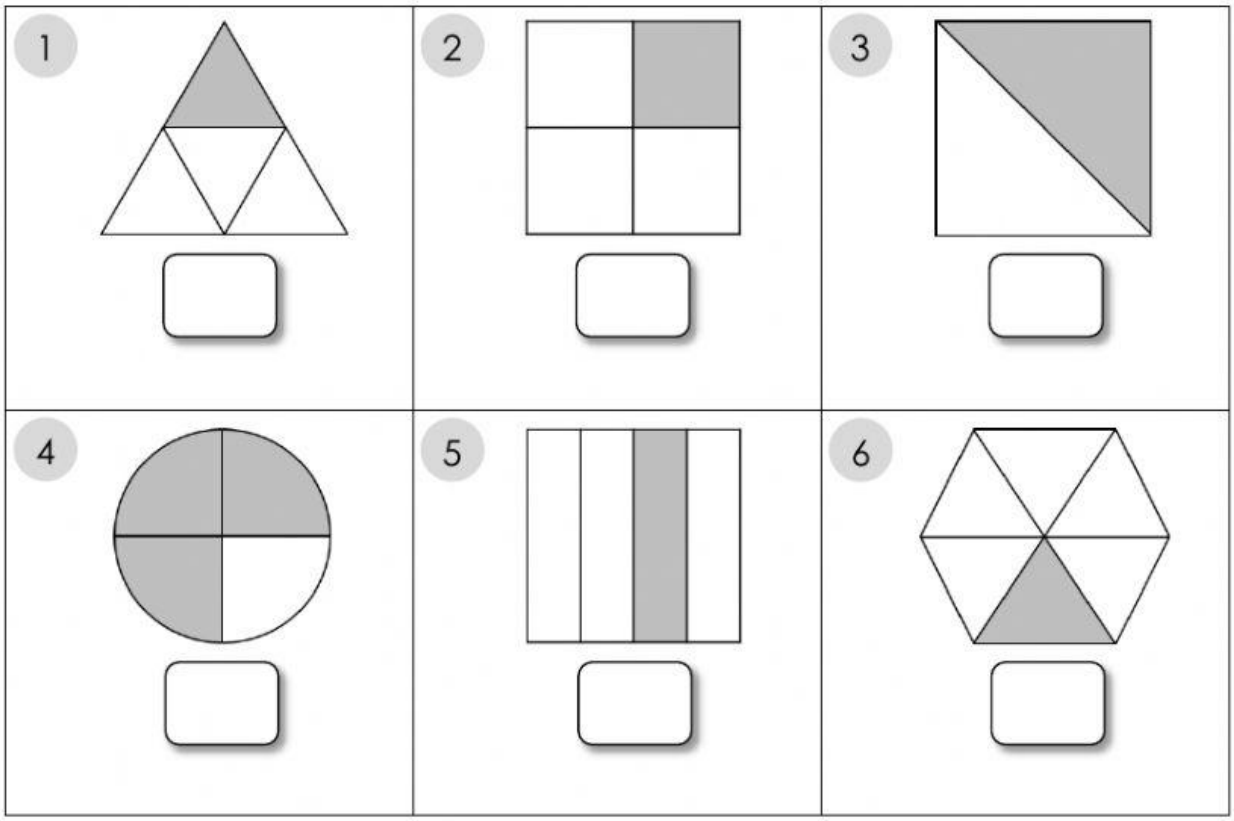

D Lukis satu bentuk dan lorekkan satu perempat. **TP2**

LIVEWORKSHEETS

E Tandakan ✓ pecahan bahagian berlorek yang menunjukkan dua perempat. **TP1**

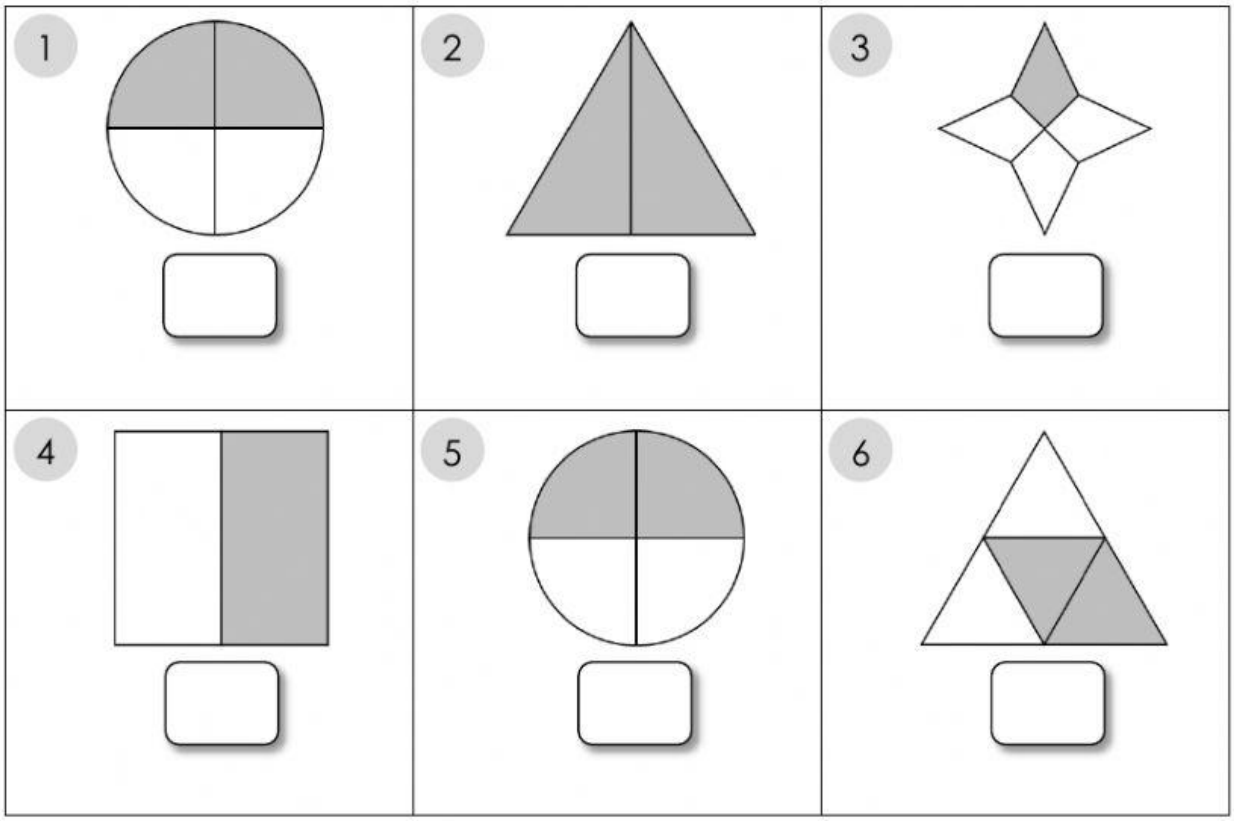

F Lukis satu bentuk dan lorekkan dua perempat. **TP2**

LIVEWORKSHEETS

G Tandakan ✓ pecahan bahagian berlorek yang menunjukkan tiga perempat. **TP1**

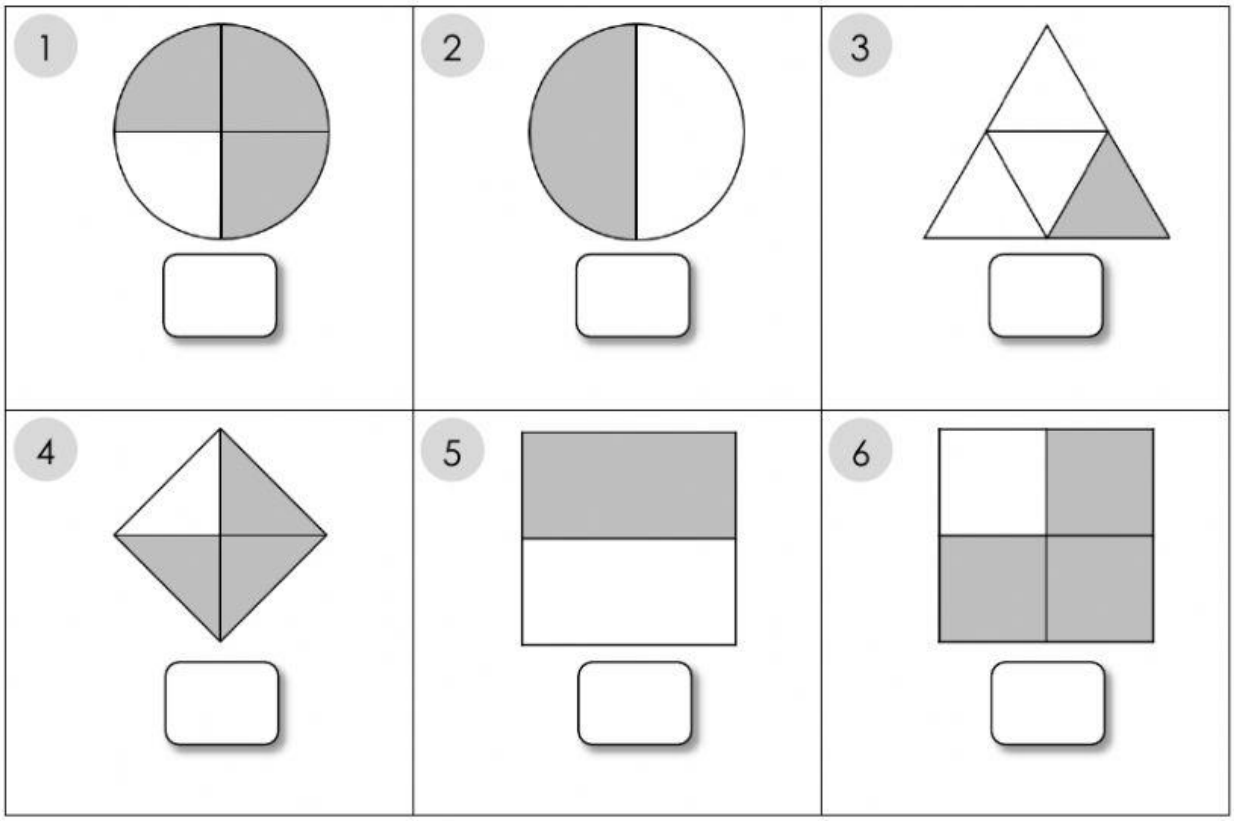

H Lukis satu bentuk dan lorekkan tiga perempat. **TP2**

LIVEWORKSHEETS

I Selesaikan.

1 Fahmi melukis satu bentuk seperti rajah di sebelah dan mewarnakan satu bahagian. Berapakah pecahan bentuk yang berlorek? TP4



2 Irza memotong sekeping piza kepada empat bahagian. Dia makan satu bahagian piza. Berapakah pecahan piza yang dimakan oleh Irza? TP4

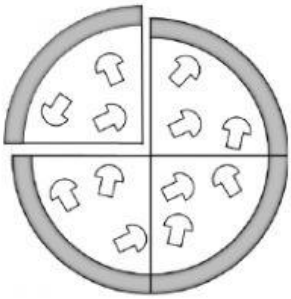

3 Ranjit memotong sehelai kain kepada empat bahagian. Dia menggunakan dua bahagian kain itu. Berapakah pecahan bahagian kain yang Ranjit guna? TP4



4 Meena memotong sebiji kek kepada empat bahagian. Dia memberikan tiga bahagian kek itu kepada jirannya. Berapakah pecahan bahagian kek yang diberi kepada jiran? TP5

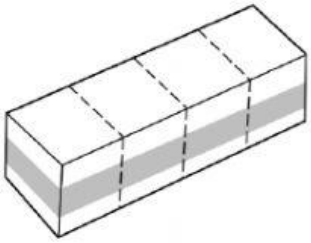

LIVEWORKSHEETS