

IMMERSION ROOM

WORKSHOP #5 (Part 1): August 2nd to 6th, 2021

CYCLE 2

Name:

Group:

Shift:



Hello dear students! Cuando termines las actividades de este taller, haz clic en **TERMINADO** y luego en **COMPROBAR MIS RESPUESTAS**. Si tu puntaje es superior a 8.0, tomas captura de pantalla por cada ejercicio del taller y del puntaje que obtuviste. Luego, nos envías al **GOOGLE CLASSROOM** del Aula de Inmersión en **formato PDF** y ¡listo!

Are you ready? Let's get started!

TOPIC: Recycling to improve my community.

GOAL: Students will express actions related to practices of reducing, reusing and recycling.

VOCABULARY: materials (plastic, paper, glass, metal), actions (reduce, reuse, recycle), elements (water, notebook, can bottle, box, jar, cup, newspaper, jug)



Recycling

Alphabet practice



1. Listen to the spelling audio file and choose the right box:



Reduce

Reuse

Recycle



Reduce

Reuse

Recycle



Reduce

Reuse

Recycle




Vocabulary



Station



Vegetable can



Notebook paper



Water bottle



Glass bottle



Tin can



Plastic cup







Cardboard box



Sauce jar



2. Drag the pictures into the chart:

Plastic	Metal	Paper	Glass
 Milk jug		 Newspaper	
	 Soda can		 Glass jar

3. Listen to the song and drag the words to complete the lyrics:



REDUCE— REUSE— RECYCLE SONG

Reduce, reuse, _____.
Reduce, reuse, recycle.
Reduce, reuse, recycle.
Reduce, reuse, recycle.

(Reduce) Create less _____
throw less things away.
(Reuse) Use things again and again.
(Recycle) Could what you've finished with
become something _____?
Reduce, reuse, recycle is what we must do.

Reduce, reuse, recycle.
Reduce, reuse, recycle.

(Ask yourself) Do I need to _____
something new?
(Ask yourself) Can I use this in a different
way?
(Ask yourself) Could this _____
become something else?

Reduce, _____, recycle.
Reduce, reuse, recycle.
Reduce, reuse, recycle.
Reduce, reuse, recycle.

Plastic, paper, _____, wood,
metal, textiles, stone and glass.
Aluminium, bricks and wires,
compost, copper, steel and brass.
Plastic bottles, old tin cans,
garden waste and magazines.
Old sweet _____, old t-shirts.
Reduce, reuse, recycle, please!

_____, reuse, recycle.
Reduce, reuse, recycle.
Reduce, reuse, recycle.
Reduce, reuse, recycle.



reduce



waste



cardboard



material



reuse



new



buy



recycle



wrappers

4. After watching the video, match the word to its definition:

Reduce

To convert waste into new materials or objects.

Reuse

To create less waste and to throw less things away.

Recycle





To use things again or more than once.

Writing



Station

5. Choose the appropriate word (REDUCE-REUSE-RECYCLE) according to the picture.
Then complete the sentences:

	reduce reuse recycle	I can _____ a _____
	reduce reuse recycle	I can _____ a _____
	reduce reuse recycle	I can _____ the _____
	reduce reuse recycle	I can _____ the use of _____

Self– assessment



How did I feel?... (¿Cómo me sentí?)	Yes (sí) 	Needs to improve (Necesita mejorar) 
Este taller me pareció atractivo en contenido y actividades.		
Este taller me facilitó el aprendizaje.		
Me sentí cómodo(a) y a gusto con el taller.		
Durante este taller pude repasar los temas vistos en los talleres previos.		

DO IT NOW
Sometimes
Later becomes
never