

A) Choose the classroom objects mentioned in the story.

1) book

2) pencil

3) bag

4) pen

5) desk




6) notebook

7) pencil case

8) ruler

9) rubber

B) Listen to the dialogue and choose the correct box.



C) Look at the story (refer the Super Minds Book page 14 and 15). Find Flash and write the number.



Picture

1

Picture

Picture

Picture

D) Look at the pictures. Then, number the pictures accordingly.

