

# TALKING ABOUT LIKES AND DISLIKES

I- Look at the PowerPoint.

II- Look. Mark the correct option.







- 1-  She **like** / **likes** milk.  
She **don't like** / **doesn't like** fish.

- 2-  I **like** / **likes** chips.  
I **don't like** / **doesn't like** milk.

- 3-  I **like** / **likes** playing football.  
I **don't like** / **doesn't like** watching TV.

- 4-  He **like** / **likes** listening to music.  
He **don't like** / **doesn't like** reading books.

III- Look at the chart. Write sentences about likes and dislikes.

		FOOD			ACTIVITIES		
							
		FISH	CHICKEN	SALAD	PLAY GAMES	LISTEN TO MUSIC	READ BOOKS
1	LUZ	✓	x	x	x	x	✓
2	RITA	x	✓	✓	x	✓	✓
3	JUAN AND CARLOS	✓	✓	x	✓	✓	x
4	SERGIO	x	✓	x	x	✓	x

1	<p>Example: Luz <u>likes</u> fish, but she <u>doesn't</u> like chicken or salad.</p> <p>Luz <u>likes</u> <u>reading</u> books, but she <u>doesn't</u> like <u>playing</u> games or <u>listening</u> to music.</p>
2	<p>Rita likes chicken and salad, but she..._____</p> <p>Rita _____</p>
3	<p>Juan and Carlos _____</p> <p>Juan and Carlos _____</p>
4	<p>Sergio _____</p> <p>Sergio _____</p>