

**Subject: Giving directions. Zaimki wskazujące.**

**GIVING DIRECTIONS** – (sprawdź tłumaczenie nowych wyrazów w słowniczku w podręczniku na stronie 140)

**Ex.1. Choose the correct option.**

- 1 I was looking for the post office, but I walked ..... the bank by mistake.
- 2 We rode our bikes ..... the park and breathed in the fresh air.
- 3 James quickly ran ..... the street because he was late for school.
- 4 Did you see that? Elsa walked ..... me and didn't say hello!
- 5 They rowed the boats ..... the bridge and continued down the river.
- 6 Farmer Brown's horse jumped ..... the gate and ran away.
- 7 Joe ran ..... the street because he saw his friend on the other side.

**Ex.2. Complete the directions with the words below.**

**cross / follow / get off / get on / go / take / get to / turn**

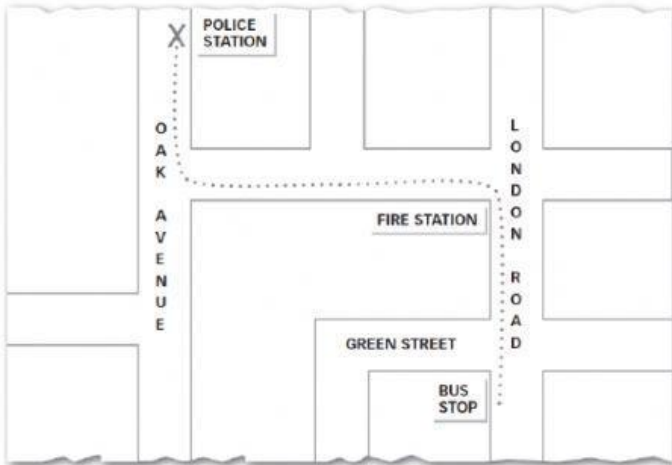
**How to get from Paddington Station to the Tower of London**

By bus: (1) ..... a number 205 bus at bus stop H.  
To find the bus stop, come out of Paddington Station  
and (2) ..... the road. You can buy tickets on the bus,  
after you (3) ..... The ride will take about 50 minutes.  
Then (4) ..... the bus at St Botolph Street. It's a 15-minute  
walk from there, so take this map and (5) ..... it. Cross the  
street and (6) ..... right onto Aldgate High Street, then  
turn left onto Jewry Street. Then (7) ..... straight on until you  
(8) ..... the River Thames. Turn right, then take the first left  
and you'll reach the Tower of London.



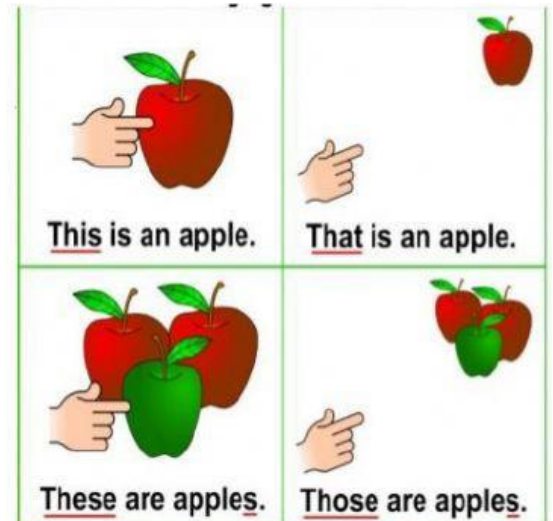
The Tower of London sits on the River Thames in England

**Ex.3. Look at the map and circle the correct option to complete the directions.**



- 1 You get ..... the bus at the bus stop on the corner of Green Street and London Road.
- 2 Then you ..... at Green Street and go straight on until you get to the fire station.
- 3 Turn ..... at the fire station.
- 4 Next, follow the road until you ..... Oak Avenue.
- 5 Turn ..... at Oak Avenue.
- 6 ..... Oak Avenue to the police station and you're there!

**ZAIMKI WSKAZUJĄCE** - wskazujące określają gdzie dany przedmiot lub osoba znajduje się. W języku angielskim wyróżniamy cztery zaimki: **this, that, these, those**. Więcej informacji znajdziesz w podręczniku na stronie 154. Zapoznaj się z tą krótką notatką oraz grafiką i wykonaj zadania.



**Ex.4. Choose the correct option.**

- 1) Is there anyone sitting in ..... seat right here?  
a this      b these      c that
- 2) ..... information is secret. Don't tell anyone!  
a This      b These      c Those
- 3) I'm not sure about ..... dresses over there. They're too bright.  
a this      b these      c those
- 4) Do you know ..... woman? She's standing across the street.  
a this      b these      c that
- 5) ..... men in the café in the next street meet every Wednesday.  
a That      b Those      c These
- 6) Do you like ..... shoes? They make my feet look good, don't they?  
a this b those c these



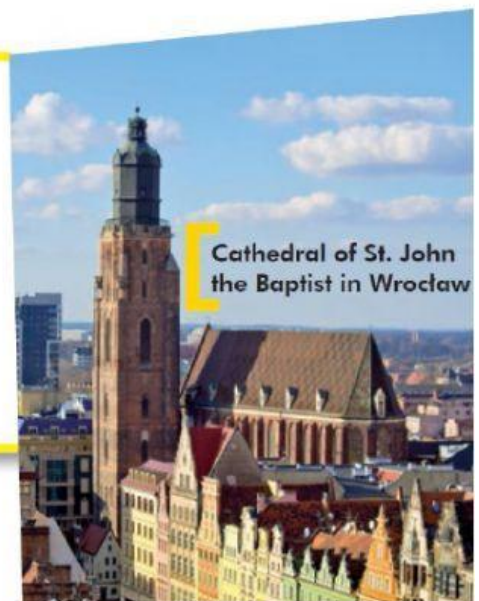
**Ex.5. Complete the dialogues with *this, that, these* or *those*.**

- 1 A: Does ..... lift go to the 12th floor?  
B: ..... lifts are for staff only. ..... lifts over there are for visitors.
- 2 A: ..... road is very quiet. There's no traffic today.  
B: Yes, but ..... roundabout ahead looks busy.
- 3 A: Do you want to sit in ..... café? We can sit here, ..... chairs are free.  
B: ..... table is near the kitchen and it's very noisy. Let's try ..... café opposite.

**Ex.6. Complete the text with *this, that, these* or *those*.**

**Wrocław city tour**

'Welcome to ..... bus tour of Wrocław! ..... city is famous for its Town Square, but it's worth visiting more modern buildings, too. .... structure up the hill is the lookout tower. As we're driving along ..... road, it's good to take a look at two important sites. The first one is here. .... panoramic painting is called Panorama Racławicka, and it was created in the nineteenth century. In ..... times it was displayed in Lviv. .... building is the Gothic cathedral. When it was complete, it had many chapels. Some of ..... are still standing today. Now we're entering another part of the city. .... part is called the Old Town. .... area is great for sightseeing. .... structure right in front of you is the old moat. Some of streets around here are closed to traffic.'



Cathedral of St. John the Baptist in Wrocław