1 根据下图的便当，顺序排列制作有关便当的步骤。

(5.1.8) (TP 3)

i-THINK

1

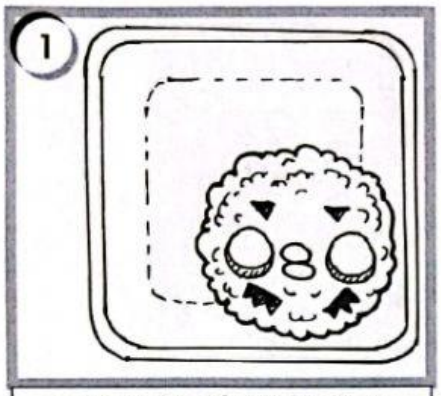

用热狗和紫菜作为小鸡的脸颊、眼睛和小手。

2

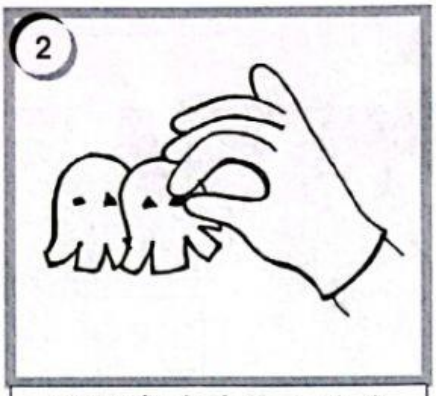

再用紫菜作为八爪鱼的眼睛。

3



把热狗、西兰花和玉米烫熟。

4

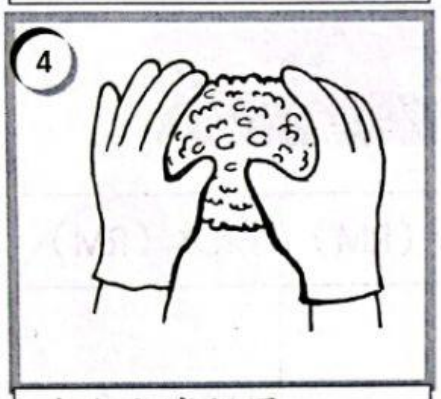

把饭捏成饭团。

5



把西兰花摆放在饭团旁边。

6

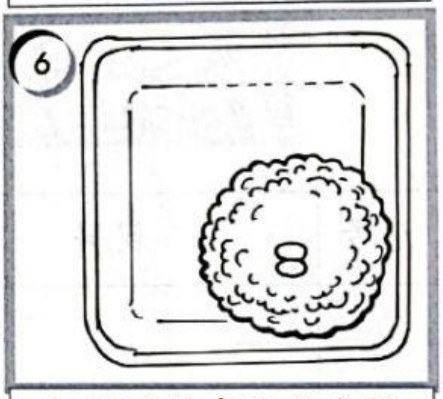

把饭团放在便当盒的右下角，用两颗玉米作为小鸡的嘴。

7



把鸡蛋摆放在西兰花的上部。

8



准备所需的材料。

9



把八爪鱼和三粒小番茄放在饭团顶部，便当就完成了。

Scanned with CamScanner
LIVEWORKSHEETS