

IMMERSION ROOM

CYCLE 3

Name:

Group:

Shift:



Hello dear students! Cuando termines las actividades de este taller, haz clic en **TERMINADO** y luego en **COMPROBAR MIS RESPUESTAS**. Si tu **puntaje es superior a 8.0**, tomas captura de pantalla por cada ejercicio del taller y del puntaje que obtuviste. Luego, nos envías al **GOOGLE CLASSROOM** del Aula de Inmersión en **formato PDF** y ¡listo!

Are you ready? Let's get started!

TOPIC: Recycling to improve my community.

GOAL: Students will express actions related to practices of reducing, reusing and recycling.

VOCABULARY: materials (plastic, paper, glass, metal), actions (reduce, reuse, recycle), elements (water, notebook, can bottle, box, jar, cup, newspaper, jug)



Recycling

Alphabet practice



1. Listen to the spelling audio file and choose the right box:



Reduce

Reuse

Recycle



Reduce

Reuse

Recycle



Reduce

Reuse

Recycle



Vocabulary



Station



Vegetable can



Notebook paper



Water bottle



Glass bottle



Tin can



Plastic cup







Cardboard box



Sauce jar



2. Drag the pictures into the chart:

Plastic	Metal	Paper	Glass
 Milk jug		 Newspaper	
	 Soda can		 Glass jar

3. Listen to the song and put the parts of the lyrics in the correct order:



REDUCE— REUSE— RECYCLE SONG



REDUCE— REUSE— RECYCLE SONG

Reduce, reuse, recycle.
Reduce, reuse, recycle.
Reduce, reuse, recycle.
Reduce, reuse, recycle.

Reduce, reuse, recycle.
Reduce, reuse, recycle.
Plastic, paper, cardboard, wood,
metal, textiles, stone and glass.

(Reduce) Create less waste - throw less things away.
(Reuse) Use things again and again.
(Recycle) Could what you've finished with become something new?
Reduce, reuse, recycle is what we must do.

Reduce, reuse, recycle.
Reduce, reuse, recycle.

Old sweet wrappers, old t-shirts.
Reduce, reuse, recycle, please!
Reduce, reuse, recycle.
Reduce, reuse, recycle.
Reduce, reuse, recycle.
Reduce, reuse, recycle.

Reduce, reuse, recycle.
Reduce, reuse, recycle.
(Ask yourself) Do I need to buy something new?
(Ask yourself) Can I use this in a different way?
(Ask yourself) Could this material become something else?

Aluminium, bricks and wires,
compost, copper, steel and brass.
Plastic bottles, old tin cans,
garden waste and magazines.

4. After watching the video, match the word to its definition:

Reduce

Reuse

Recycle

To convert waste into new materials or objects.

To create less waste and to throw less things away.

To use things again or more than once.

Writing











Station

5. Follow the instructions:

A. Choose the appropriate word (REDUCE-REUSE-RECYCLE) in the chart.

B. Look at the pictures and complete the texts:

	reduce reuse recycle		I can _____ a _____ when I use it for making a birdfeeder.
	reduce reuse recycle		I can _____ a _____ to get a new bottle in a recycling plant.
	reduce reuse recycle		I can _____ the _____ when I use it as a gift bag.
	reduce reuse recycle		I can _____ my use of _____ When I take shorter showers.

Self– assessment



How did I feel?... (¿Cómo me sentí?)	Yes (sí) 	Needs to improve (Necesita mejorar) 
Este taller me pareció atractivo en contenido y actividades.		
Este taller me facilitó el aprendizaje.		
Me sentí cómodo(a) y a gusto con el taller.		
Durante este taller pude repasar los temas vistos en los talleres previos.		

DO IT NOW
Sometimes
Later becomes
never