

# Worksheets for Bridge Course

Classes: III, IV, V

Subject: Math's

Medium: English







Topic: weight

Name:







School Name: Ps Jeevanguda

## III. Work Sheet

1. Tick ✓ the heavier object:

a).  <input data-bbox="622 705 782 828" type="checkbox"/>	 <input data-bbox="1085 705 1244 828" type="checkbox"/>
b).  <input data-bbox="622 1019 782 1142" type="checkbox"/>	 <input data-bbox="1085 1019 1244 1142" type="checkbox"/>
c).  <input data-bbox="622 1388 782 1512" type="checkbox"/>	 <input data-bbox="1085 1388 1244 1512" type="checkbox"/>










2. Tick ✓ the object which is lighter

a).	 <input type="checkbox"/>	 <input type="checkbox"/>
b).	 <input type="checkbox"/>	 <input type="checkbox"/>
c).	 <input type="checkbox"/>	 <input type="checkbox"/>

3. Give the rank to the given objects in the order of decreasing the weight.

a).	 <input type="text"/>	 <input type="text"/>	 <input type="text"/>
b).	 <input type="text"/>	 <input type="text"/>	 <input type="text"/>
c).	 <input type="text"/>	 <input type="text"/>	 <input type="text"/>

4. Give the rank to the given objects in the order of increasing the weight.

a).	 <input type="text"/>	 <input type="text"/>	 <input type="text"/>
b).	 <input type="text"/>	 <input type="text"/>	 <input type="text"/>
c).	 <input type="text"/>	 <input type="text"/>	 <input type="text"/>