UNIT 4

The family

LESSON 1

1 Look and read. Put a tick ✔ or a cross ✘ in the box.

1 family ✔

2 grandmother ☐

3 grandfather ☐

4 house ☐

5 card ☐

This is my grandmother.

2 Look at the pictures. Look at the letters. Write the words.

1 grandfather (r g d h f a n t r e a)

2 _____ (s h u o e)

3 _____ (e d o g m n r h r t a)

4 _____ (a r c d)

5 _____ (a i f m y l)

6 _____ (o h o t p)

3 Listen and write the word. CD3 21

1 man

2 .....

3 .....

4 .....

LIVEWORKSHEETS

1 Draw your friend. Circle and answer.



1 What is his / her name? .....
2 How old is he / she? .....
3 What colour are his / her eyes? .....
4 What colour is his / her hair? .....
5 What is his / her favourite colour? .....

2 Listen and tick ✔ or cross ✘. CD3 22

1 Mary is Emily's mother. ✔
2 Tom is Emily's father. ☐
3 Pat is Emily's sister. ☐
4 Paul is Tom's father. ☐
5 Paul is Emily's father. ☐
6 Tom is Emily's sister. ☐

3 Look and write.

Tom Emily ~~Mary~~ Pat Paul

1 Mary 2 ..... 3 ..... 4 ..... 5 .....

LIVEWORKSHEETS

UNIT 4 LESSON 3

1 Look at the picture and read. Write some words to complete the sentences. You can use 1, 2 or 3 words.

My family

My family is big. There are five children. Three of us are **1** ....girls.... and two are boys. The **2** ..... is called Jane. Jane is very **3** .....
My **4** ..... is holding her. My mother **5** ..... next to my grandmother.

2 Read and match.

Mother | Grandmother | Father | Grandfather | Emily

3 Look at the pictures above and read the questions. Write one-word answers.

1 Emily's photo is number ....one.... .
2 Grandfather's photo is number ..... .
3 Mother's photo is number ..... .
4 Photo number five is ..... .
5 Photo number four is ..... .

LIVEWORKSHEETS

1 Listen and colour. CD3 23



2 Look and read. Write *yes* or *no*.

1 Emily's watching television. no
2 Pat's making a cake. .....
3 Mum's reading a book. .....
4 Dad's playing on the computer. .....
5 Tom's playing the guitar. .....
6 Emily's talking to Pat. .....

3 Look at the picture and read the questions. Write the answers.

1 Is Pat making a cake? Yes, she is.
2 Is Mum reading a book? .....
3 Is Tom watching television? .....
4 Is Dad playing his guitar? .....
5 Is Emily playing on the computer? .....

LIVEWORKSHEETS

UNIT 4 LESSON 5

1 Look at the pictures. Look at the letters. Write the words.

1 ice cream — c m e e c e r a i

2 _____ — e d r i l c n h

3 _____ — s i n u o c

4 _____ — c k l c o

5 _____ — a o c k e s b o

6 _____ — e o m t r h

2 Listen and draw lines. Colour the picture. CD3 24

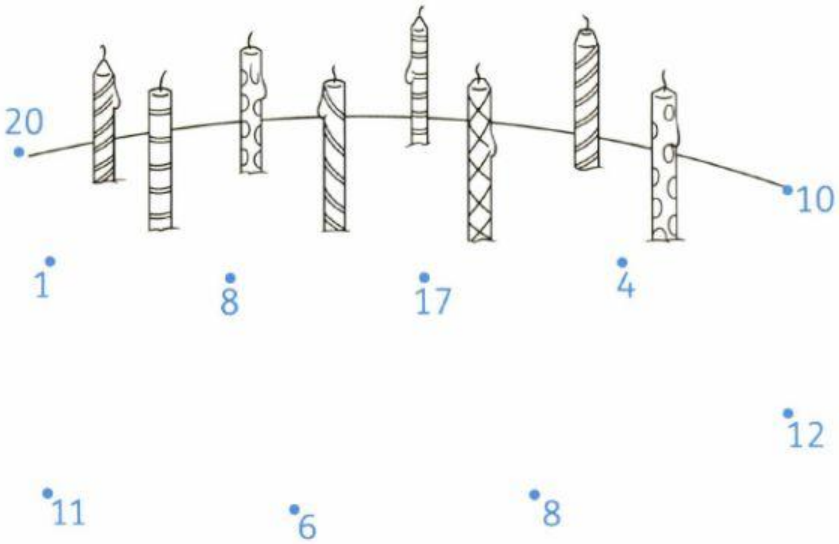

What is it? .....

3 Find the words.

cousin children ~~ice cream~~ sister grandmother bookcase brother

g	h	r	x	w	i	q	m	l	o	g	f	p
t	l	o	y	v	c	h	i	l	d	r	e	n
b	r	o	t	h	e	r	j	o	d	a	a	u
z	m	u	r	w	c	o	u	s	i	n	l	p
i	k	f	s	e	r	v	t	i	o	d	e	l
x	c	p	r	m	e	n	i	s	d	m	p	w
b	o	o	k	c	a	s	e	t	c	o	j	a
l	q	u	o	p	m	v	g	e	f	t	a	l
t	k	x	w	m	i	r	d	r	c	h	b	j
a	e	t	l	n	x	r	y	d	h	e	k	s
b	u	r	c	l	w	a	p	c	n	r	t	g

LIVEWORKSHEETS

1 Look at the pictures and write the words.

1 photo 2 ..... 3 ..... 4 ..... 5 .....

2 Listen and draw lines. CD3 25



3 Look and read. Put a tick ✔ or a cross ✘ in the box.

1 This is my mum. ✔

2 This is my grandfather. ☐

3 These are my brothers. ☐

4 This is my sister. ☐

5 This is my grandmother. ☐

6 These are my cousins. ☐

LIVEWORKSHEETS

UNIT 4 LESSON 7

1 Look and read. Write *yes* or *no*.

1 Dad is wearing a big hat. yes
2 Mum is wearing a dress. .....
3 Ben is next to Dad. .....
4 Tom is next to Mum. .....
5 Pat is next to Ben. .....
6 Dad has got a big nose. .....

2 Read and tick ✔.

1	I'm a woman and my name's Mary.	I'm Emily's mum	✔ / dad	☐ .
2	I'm a boy and my name's Ben.	I'm Emily's cousin	☐ / brother	☐ .
3	I'm a boy and my name's Tom.	I'm Emily's sister	☐ / brother	☐ .
4	I'm a man and my name's Paul.	I'm Emily's father	☐ / mother	☐ .
5	I'm a girl and my name's Pat.	I'm Emily's brother	☐ / sister	☐ .
6	I'm Paul's father.	I'm Emily's grandpa	☐ / grandma	☐ .

3 Write the answers for you.

1 How old are you? .....
2 What's your mum's name? .....
3 Have you got a sister? .....
4 Have you got a brother? .....
5 How many cousins have you got? .....

LIVEWORKSHEETS

1 Look and point. Tell your friend.

You need: Unit 4 picture cards.

A	B
Point to Mum.	Put the book on the bookcase.
Point to Dad.	Put the clock on the television.
Point to Grandpa.	Put the cake on the table.
Point to Grandma.	Put the ice cream next to the cake.
Point to Emily's brother.	Put the photo on the armchair.

2 Read, circle and spell.

1 sister / brother

2 brother / cousin

3 grandmother / mother

4 bookcase / clock

5 tennis racket / guitar

6 cake / computer

LIVEWORKSHEETS