

Listening and Speaking

Part 1

Listen and draw a line from the day to the at the correct picture:

Monday

Tuesday




Wednesday

Thursday

Friday

Saturday

Sunday




Part 2

– 5 questions –

Listen and tick (✓) the box. There is one example.

Where did Jim see the film?



A ☐



B ☐



C ☒


1 Where did the rabbits in the film go?



A ☐



B ☐



C ☐

2 Where did the children have their lunch?



A ☐



B ☐



C ☐



MOVERS - SPEAKING SECTION. Find the Differences, speak up!

LIVEWORKSHEETS



2






3



4

MOVERS - SPEAKING SECTION. Picture Story, write a description for each picture and read it to the teacher.

LIVEWORKSHEETS



MOVERS - SPEAKING SECTION. Speake up! Talk about prepositions of place and action verbs with the teacher.