


Fractions

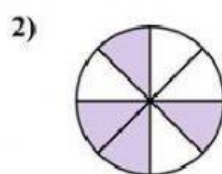
Identifying fractions as part of a whole

Watch the video
for the lesson

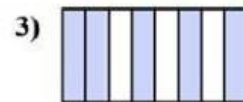
CLICK in the boxes to write the fraction for the shaded parts of each object.



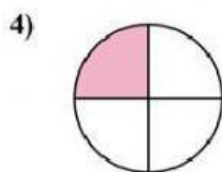
—



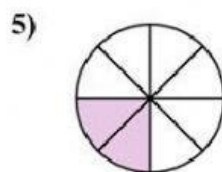
—




—



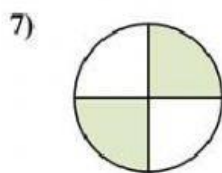
—



—



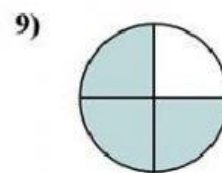
—



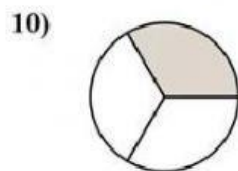
—



—



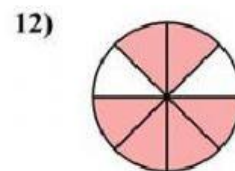
—



—

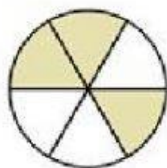


—



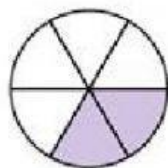
—

13)




—

14)



—

15)



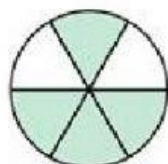
—

16)



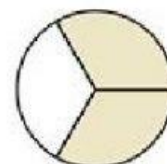
—

17)



—

18)



—

Drag to match fractions with their names.

two ninths

four fifths

one third

three quarters

three sevenths

two fifths

seven eighths

one sixth

$$\frac{2}{5}$$

$$\frac{7}{8}$$

$$\frac{3}{4}$$

$$\frac{2}{9}$$

$$\frac{1}{6}$$

$$\frac{3}{7}$$

$$\frac{4}{5}$$

$$\frac{1}{3}$$