


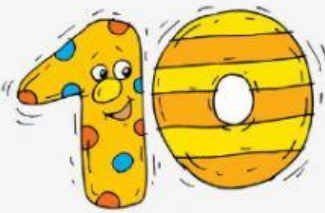







# PHONICS 4

1. Listen and fill in the blanks with the correct vowel. [ a/e/i/o/u ]

 <b>c_p</b>	 <b>p_n</b>	 <b>m_lk</b>
 <b>t_n</b>	 <b>s_n</b>	 <b>f_sh</b>
 <b>sh_t</b>	 <b>h_t</b>	 <b>v_n</b>

2. Look at the picture and record your voice.

