








Read the steps of making sandwiches. Then, fill in the blanks.


 **Let's read.**


Nina and Dayang are preparing sandwiches for the school carnival.


Ingredients needed:

 bread  tuna  butter  mayonnaise  plastic wrapping

 1. Spread some butter onto the bread slices.

 2. Mix a can of tuna with some mayonnaise.

 3. Spread some tuna mixture onto the bread.

 4. Wrap the sandwich with plastic wrapping.

1. We need _____, _____, _____,
and _____ to make tuna sandwich.
2. Spread _____ onto the _____ slices.
3. Mix a can of _____ with some mayonnaise.
4. Spread some _____ onto the bread.
5. Wrap the _____ with plastic wrapping.