




Content Domain	Main Topic	Cognitive Domain
DATA DISPLAY	Reading and Interpreting	Applying

Item label: Teacher's pens on the graph



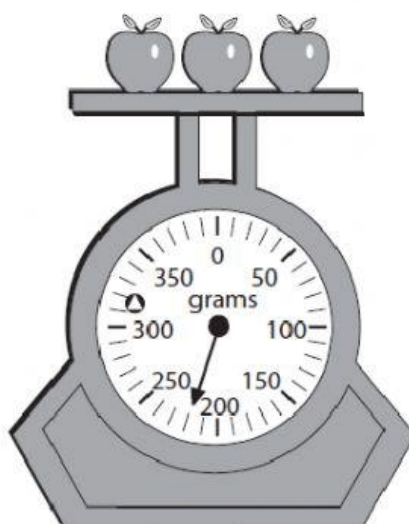
The graph shows the number of blue, red, and black pens the teacher has in his desk. How many more red pens are there than black pens?

- A. 2 more
- B. 4 more
- C. 6 more
- D. 8 more



Content Domain	Main Topic	Cognitive Domain
DATA DISPLAY	Reading and Interpreting	Knowing

Item label: How much the apples weigh in grams



How much do the apples weigh in grams?

- A. 200
- B. 202
- C. 210
- D. 220

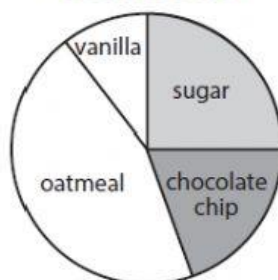


Content Domain	Main Topic	Cognitive Domain
DATA DISPLAY	Reading and Interpreting	Knowing

Item label: Type of cookie bakery sells most

This chart shows the types of cookies sold by the local bakery.

**Cookies Sold**



Which type of cookie did the bakery sell the most of?

- A. oatmeal
- B. vanilla
- C. chocolate chip
- D. sugar

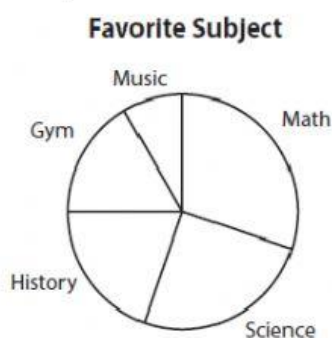


Content Domain	Main Topic	Cognitive Domain
DATA DISPLAY	Organizing and Representing	Reasoning

Item label: Comparing pie chart with bar chart

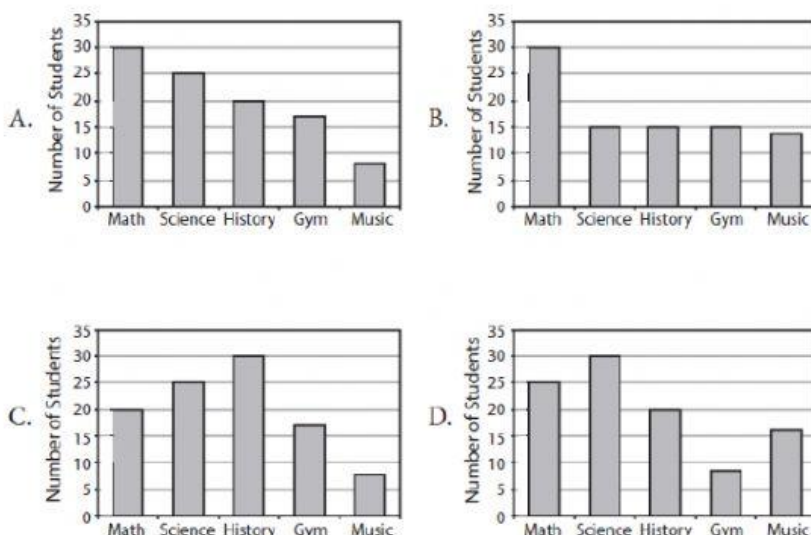
Mr. Johnson asked the students in his school about their favorite subject.

This pie chart shows how many students liked each of 5 subjects.



Which graph shows the same information as the pie chart?

Which graph shows the same information as the pie chart?



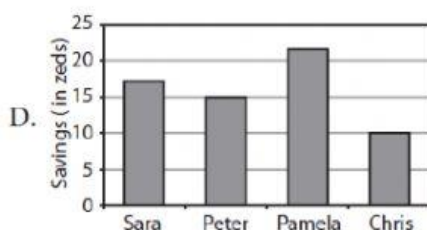
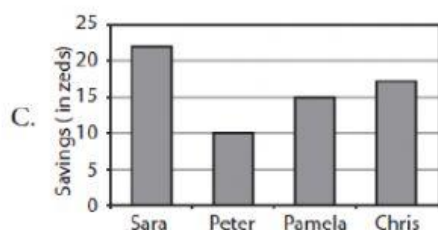
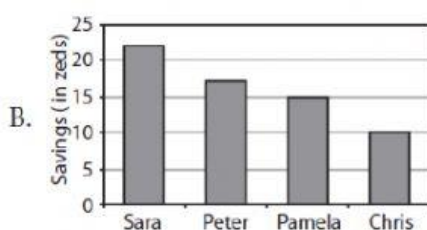
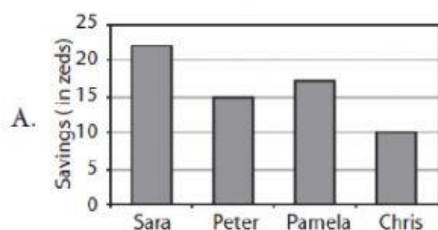


Content Domain	Main Topic	Cognitive Domain
DATA DISPLAY	Organizing and Representing	Reasoning

Item label: Representing data on the bar graph

John was given the following table by his teacher and was asked to identify the graph that correctly displays the data. Which graph below should he choose?

Name	Savings
Sara	22 zeds
Peter	15 zeds
Pamela	17 zeds
Chris	10 zeds



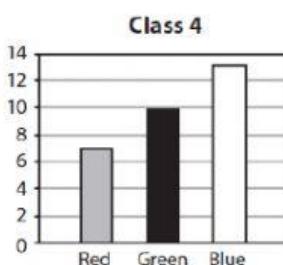
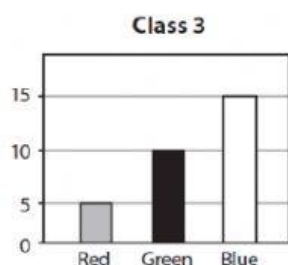
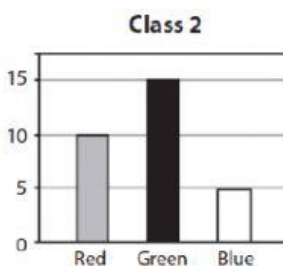
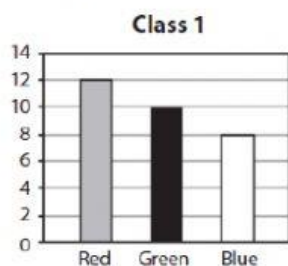




Content Domain	Main Topic	Cognitive Domain
DATA DISPLAY	Reading and Interpreting	Knowing

Item label: Class with fewest choose blue

Ahmed made a survey of the favorite color of the students in 4 classes.



In which class do the fewest students choose blue?











- A. Class 1
- B. Class 2
- C. Class 3
- D. Class 4



Content Domain	Main Topic	Cognitive Domain
DATA DISPLAY	Reading and Interpreting	Knowing

Item label: Vanilla as favorite ice cream

**Favorite Ice Cream Flavors**

Flavor	Number of Children
Vanilla	  
Chocolate	
Strawberry	 
Lemon	   

 stands for  
4 children

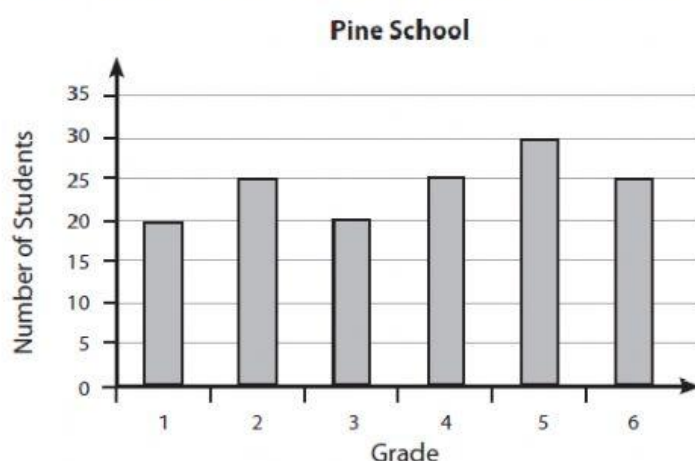
How many children chose vanilla as their favorite flavor?



Content Domain	Main Topic	Cognitive Domain
DATA DISPLAY	Reading and Interpreting	Reasoning

Item label: More students in the Pine School

The graph shows the number of students at each grade in the Pine School.



In the Pine School there is room in each grade for 30 students.  
How many more students could be in the school?

- A. 20
- B. 25
- C. 30
- D. 35