



COLEGIO INGLÉS BRITISH ROYAL SCHOOL CONCEPCIÓN
Paicavi Nº 3281, Alto Los Príncipes - Concepción
Fonos (41) 2522020 – 2522929
Teacher: Miss. Sofía Almonacid
Subject: Science – 1st grade


WORKSHEET N°13

Name: _____ Date: _____

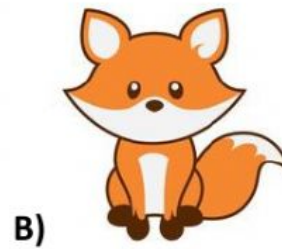
UNIT 2: "The size of animals"

I. Select the correct answer

1. Select the animal that is small?



2. Select the animal that is big?



3. Select the animal that is small?



4. Select the animal that is big?



II. Draw 1 animal for each category.

1.

BIG	SMALL

2.

BIG	SMALL



WORKSHEET N°14

Name: _____ Date: _____

UNIT 2: "Wild and domestic animals"

I. Circle the wild animals.



Sheep



Tiger




Elephant



Dog



Bear



Cow



Zebra



Lion




Ziraffe



Cat







Horse



Hen

II. Draw a line from the domestic animals to the house.



III. Select the correct option

1. Wild animals live in_____.

- A) Natural place
- B) House

2. Domestic animals live in_____.

- A) Natural place
- B) house



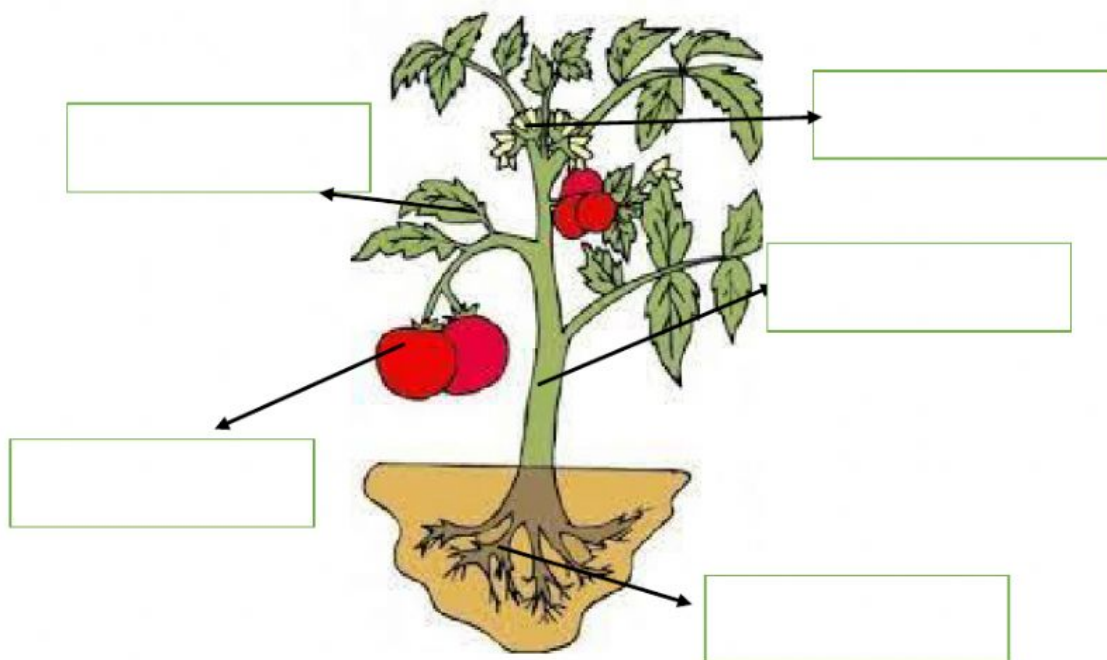
COLEGIO INGLÉS BRITISH ROYAL SCHOOL CONCEPCIÓN
Paicavi Nº 3281, Alto Los Principes - Concepción
Fonos (41) 2522020 – 2522929
Teacher: Miss. Sofía Almonacid
Subject: science – 1st Grade

WORKSHEET N°15

Name: _____ Date: _____

UNIT 2: "The parts of a plant"

I. Label the parts of the plant.



II. Circle the correct picture.

A) Select the plants that are flowers



B) Select the plants that are seeds.



C) Select the plants that are fruits.



III. Select with an X the characteristics of the plants.

<input type="checkbox"/>	GROW
<input type="checkbox"/>	THEY EAT FRUITS
<input type="checkbox"/>	THEY WALK
<input type="checkbox"/>	THEY NEED WATER
<input type="checkbox"/>	REACT TO A STIMULI



COLEGIO INGLÉS BRITISH ROYAL SCHOOL CONCEPCIÓN
Paicavi Nº 3281, Alto Los Príncipes - Concepción
Fonos (41) 2522020 – 2522929
Teacher: Miss. Sofía Almonacid.
Subject: science – 1st Grade

WORKSHEET N°16

Name: _____ Date: _____

UNIT 2: "The plants"

I. Match the pictures with the correct word. Then, color.



Sun



Soil




Air




Water

II. Circle the correct picture.

1. Select the stem.




2. Select the trunk.



3. Select the round petal.



4. Select the long petal



III. Draw the next elements.

STEM	TRUNK