KIDS 4 - 2021

MID-TERM TEST

1. READING: /20

Read and choose True (T) or False (F)

(Lee y seleccioná T(verdadero) F (falso))

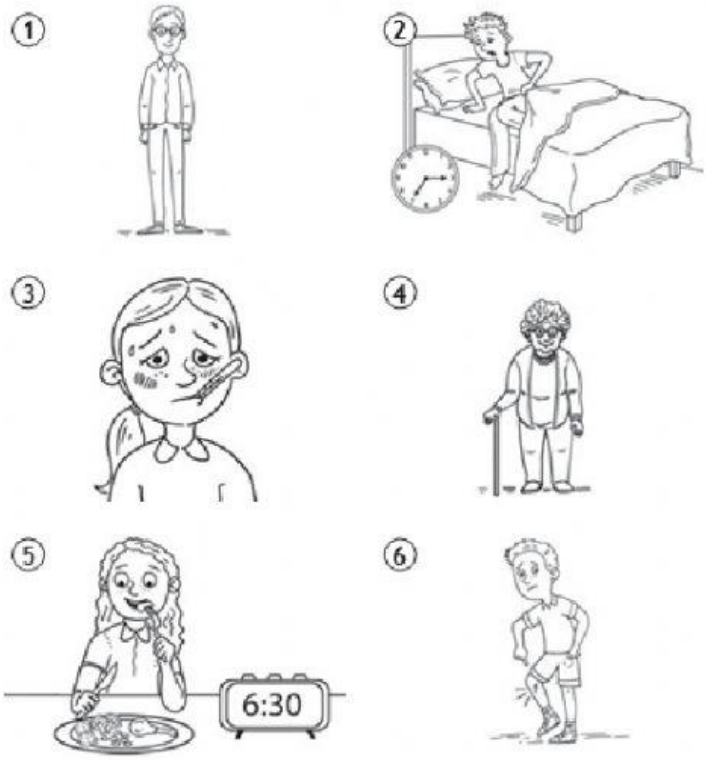

1. What does he look like? He's tall. He's got dark hair. **T - F**
2. What time does he get up? He gets up at quarter past seven. **T - F**
3. What's the matter with her? She's got a temperature. **T - F**
4. What does she look like? She's got fair hair. **T - F**
5. Does she eat dinner at quarter to six? Yes, she does. **T - F**
6. What's the matter with you? I've got a cough. **T - F**

2. USE OF ENGLISH: /40

a. Look at the pictures, then drag and drop. /12

(Lee y arrastrá las palabras)

TEMPERATURE – GET UP – WATCH TV – COUGH – GO TO SCHOOL – STOMACH ACHE

1. _____
2. _____
3. _____

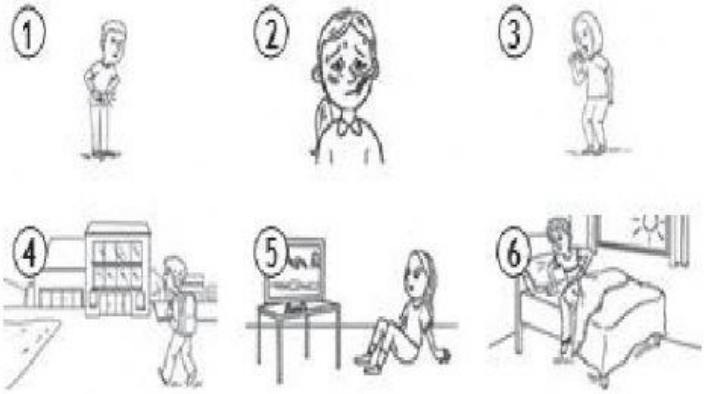

4. _____
5. _____
6. _____

LIVEWORKSHEETS

b. Read and drag and drop. /8 (Lee y arrastrá las palabras)

THOSE - BRACELETS - THESE - THIS



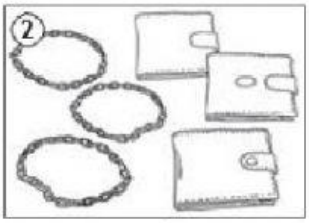

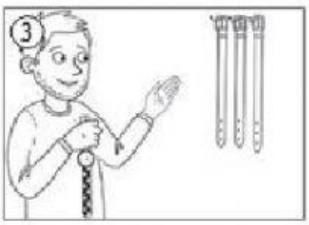



1. Whose is _____ knitting? It's hers.
2. Where are the _____?
   They're next to the wallets.
3. I don't like _____ belts.
   I like this checked watch.
4. Do you like _____ umbrellas?
   Yes, we do.

c. Choose the correct option: /7 (Lee y elegí la palabra correcta)

Read and circle the correct words. Write.

> He's _____hard-working_____.
weak (hard-working) lazy



1. What does he look like?
   He's got _____.
   dark hair **fair hair** **red hair**
2. He's _____.
   gardening **watching tv** **playing football**
3. Whose is_____ checked watch?
   that **these** **those**
4. She's _____.
   tired **sad** **happy**
5. What's the matter with her?
   She's got a _____.
   cold **cut** **stomach-ache**
6. She doesn't want to
   _____the flowers.
   play **do** **water**
7. I like those _____
   umbrellas.
   stripy **flowery** **spotty**

d. Read and complete: /13 (Lee y complete con la opción correcta)

What does Mario look like?

1. He's got _____, _____ hair.
2. He's got _____, _____ eyes.

What does Juan look like?

1. He's got a _____, _____.
2. He's got _____, _____ eyes.

LIVEWORKSHEETS

3. LISTENING /20

Listen and tick ✔. (Challenge term test 1) (Escuchá los audios y seleccioná la imagen correcta)

1


2


3
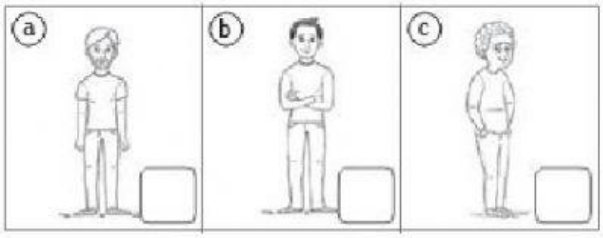

4


5
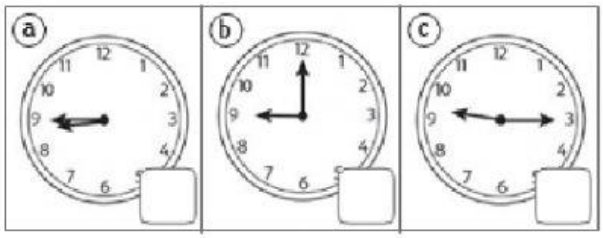

6
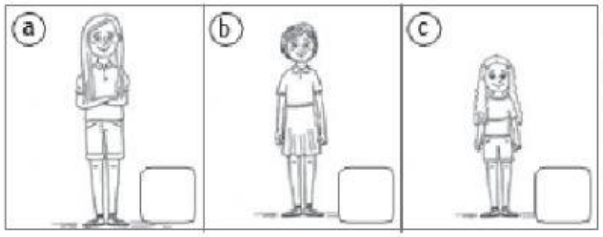

4. WRITING: /20

Look and write about Daisy and Mark (Escribí dos oraciones por imagen)

PALABRAS DE AYUDA: CUT - GOES TO SCHOOL

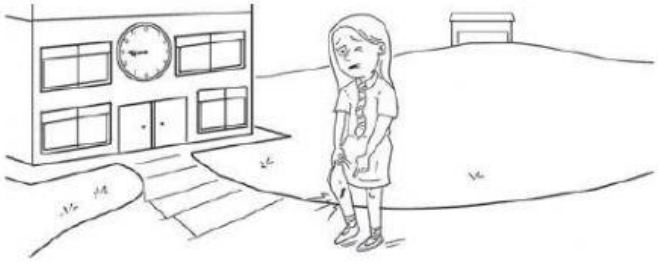

She..

She..

PALABRAS DE AYUDA: COLD - WATCHES TV

He..

He..

LIVEWORKSHEETS

LIVEWORKSHEETS