UNIT 2

Clothes

LESSON 1

1 Look and read. Put a tick ✔ or a cross ✘ in the box.

1 hat ☑

2 doll ☐

3 skirt ☐

4 shirt ☐

5 dog ☐

6 boots ☐

2 Look at the pictures. Look at the letters. Write the words.

1 dog — o d g

2 _____ — s i t h r

3 _____ — l o d l

4 _____ — t a h

5 _____ — m i y l E

6 _____ — M t t a

3 Listen and write the word. CD3 8

1 cat 2 ..... 3 ..... 4 .....

LIVEWORKSHEETS

1 Listen and draw lines. CD3 9

Jill Eva Alex Pat



Lucy Nick Laura

2 Listen and tick ✔ or cross ✘. CD3 10

1 There are three baseball caps. ✘
2 There's one dress. ☐
3 There are four shoes. ☐
4 There are two T-shirts. ☐
5 There's one skirt. ☐
6 There are three shorts. ☐

3 Look and write.

dress
shorts
skirt
~~shoes~~

1 shoes 2 ..... 3 ..... 4 .....

LIVEWORKSHEETS

UNIT 2 LESSON 3

1 Listen and write a name. CD3 11

1 ..... 2 ..... 3 ..... 4 Alex

2 Read and match.

hat | skirt | T-shirt | dress | trousers | shorts | boots

3 Look at the pictures and write one-word answers.

1 The dress is number one .
2 The boots are number ..... .
3 The shorts are number ..... .
4 The ..... is number seven.
5 The ..... is number four.

LIVEWORKSHEETS

1 Listen and colour. CD3 12



2 Read and look. Write *yes* or *no*.

1 The girl's wearing a dress. yes
2 She's wearing a red hat. .....
3 She's wearing black shoes. .....
4 The boy's wearing a hat. .....
5 He's wearing black shorts. .....
6 He's wearing black shoes. .....

3 Look at the picture and read the questions. Write the answers.

1 Is the girl wearing a T-shirt? No, she isn't.
2 Is she wearing a hat? .....
3 Is she wearing purple shoes? .....
4 Is the boy wearing trousers? .....
5 Is he wearing a green T-shirt? .....
6 Is he wearing blue shoes? .....

LIVEWORKSHEETS

UNIT 2 LESSON 5

1 Look at the pictures. Look at the letters. Write the words.

1 glasses

s l s s e a g

2 _____

s j n a e

3 _____

k a t j e c

4 _____

g a b n d a h

5 _____

o s c s k

6 _____

t b o s o

2 Listen and draw lines. Colour the picture. CD3 13

What is it? .....

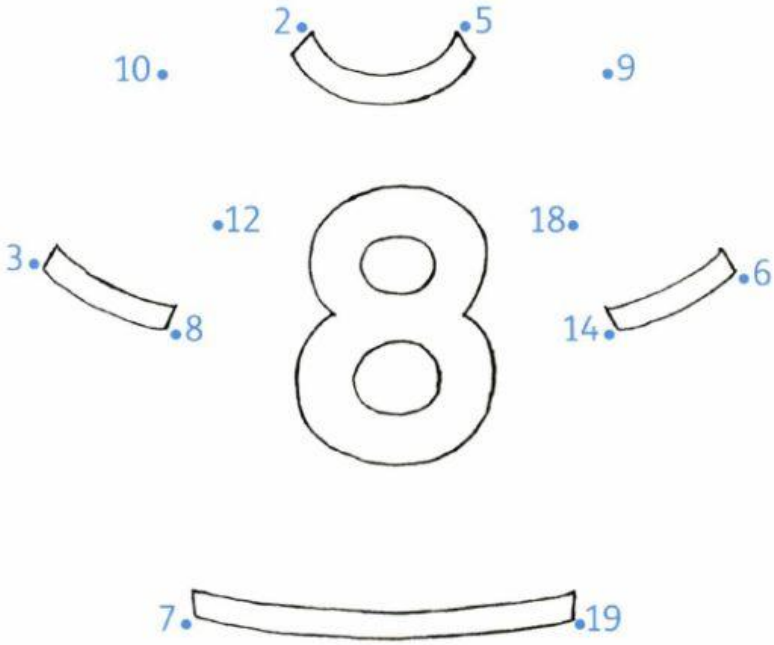

3 Find the words.

~~shoes~~ socks

glasses jeans shorts

jacket handbag

z	j	s	h	o	r	t	s
h	a	n	d	b	a	g	f
p	c	a	n	l	d	l	s
q	k	v	z	o	y	a	h
j	e	a	n	s	g	s	o
t	t	n	j	r	d	s	e
o	u	b	e	m	l	e	s
f	r	s	o	c	k	s	h

LIVEWORKSHEETS

1 Look at the pictures and write the words.

1 jacket 2 ..... 3 ..... 4 ..... 5 .....

2 Listen and draw lines. CD3 14

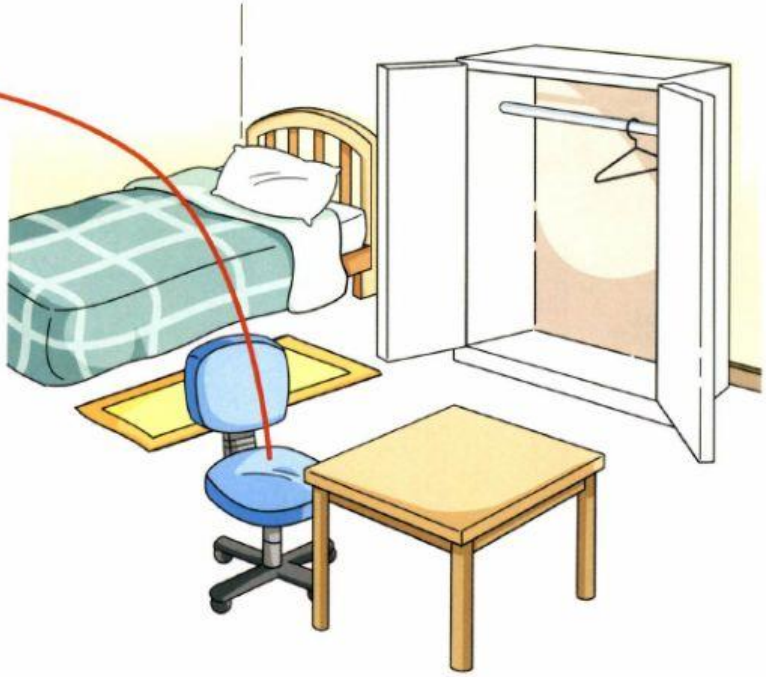

3 Look and read. Put a tick ✔ or a cross ✘ in the box.

1 These are trousers. ✘

2 This is a skirt. ☐

3 This is a shoe. ☐

4 These are jeans. ☐

5 This is a sock. ☐

6 This is a dress. ☐

LIVEWORKSHEETS

UNIT 2 LESSON 7

1 Look and read. Write *yes* or *no*.

1 The handbag is on the table. yes
2 The jacket is next to the skirt. .....
3 The glasses are under the table. .....
4 The hat is in front of the glasses. .....
5 Emily is wearing a T-shirt. .....
6 Matt is wearing a hat. .....





2 Read and tick ✔.

What am I?

I'm in the cupboard. I'm next to the jacket.	I'm a dress	✔	/ shoe	☐
I'm on the table. I'm next to the handbag.	I'm trousers	☐	/ glasses	☐
I'm under the table. I'm next to the shoe.	I'm a T-shirt	☐	/ sock	☐
I'm on the table. I'm in front of the glasses.	I'm a hat	☐	/ skirt	☐
I'm in the cupboard. I'm next to the skirt.	I'm a shirt	☐	/ jacket	☐

3 Write the answers for you.

1 Are you wearing a T-shirt? .....
2 Are you wearing a skirt? .....
3 Are you wearing boots? .....
4 What colour's your jacket? .....
5 What colour's your schoolbag? .....

LIVEWORKSHEETS

1 Look and point. Tell your friend.

You need: Unit 2 picture cards.



A

Point to the T-shirt.
Point to the dress.
Point to the dog.
Point to the jeans.
Point to the doll.
Point to the table.

B

Put the handbag under the chair.
Put the glasses on the table.
Put the hat on the girl.
Put the shoe on the chair.
Put the sock under the table.
Put the jacket on the boy.

2 Read, circle and spell.

1 shirt / skirt

2 boots / shoes

3 trousers / shorts

4 glasses / socks

5 baseball cap / hat

6 handbag / dress

LIVEWORKSHEETS