

Name:

Class:

Activity 1 : Click to listen to the song. Then, write the numbers (1-4) in each box.



Mr. H's Worksheet



Get Smart Plus 3 Student's Book: Page 25



Click here to
LISTEN

Having fun

I am running, you are jumping
And you're hitting the ball.
We are having fun together.
We are playing volleyball.

Sue is dancing. Pete is singing
And he's playing the guitar.
Sam and Matt are playing tennis.
They are having lots of fun.

a

d

c

b

The illustration shows a vibrant park scene with rolling green hills and trees. On the left, a girl in a red shirt and blue skirt is jumping to hit a volleyball over a net. To her right, a boy in a green shirt is also jumping. In the center, a boy in a yellow shirt is playing tennis on a court. On the right, a girl in a purple shirt is dancing. At the bottom, a boy in a blue shirt is sitting on the grass, playing a guitar. There are four empty boxes labeled 'a', 'b', 'c', and 'd' for labeling the activities.

Name:

Class:


Activity 2 : Study the table below carefully.



Mr. H's Worksheet

Subject	Verb 'be' with present continuous	Examples in Continuous Form
I	am + _____ing	I'm playing guitar. I am flying kite.
He	is + _____ing	He's studying. He is catching the beans.
She		She's building sandcastle. She is sleeping in her bedroom.
They	are + _____ing	They're playing tennis. They are jogging at the park.
We		We are cycling around the neighbourhood. We're having lunch.
You		You are reading a book. You're watching TV.

Activity 3 : Watch the video. Then, complete Activity 4 below.



Name:

Class:

Activity 4 : Read the story on page 26.
Click on the correct answers.



Get Smart Plus 3 Student's Book: Page 26



1. In picture 1, Anna is making a _____.

sandwich

cake



2. In picture 2, Greg _____ to help Anna.

wants

doesn't want



3. In picture 3, Greg is _____.

doing the washing-up

watering the flowers



4. In picture 4, Greg is _____.

talking to Anna


watching TV



5. In picture 5, Anna is _____.

watering the flowers

going to the park



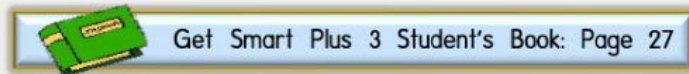
6. In picture 6, Greg is _____.









cleaning the kitchen

doing the washing-up

Name: Class:

Activity 5 : Click to listen to the text. Then, tick the correct answer.



1.						
	<table border="1"><tr><td>a</td><td><input type="checkbox"/></td></tr></table>	a	<input type="checkbox"/>	<table border="1"><tr><td>b</td><td><input type="checkbox"/></td></tr></table>	b	<input type="checkbox"/>
a	<input type="checkbox"/>					
b	<input type="checkbox"/>					
2.						
	<table border="1"><tr><td>a</td><td><input type="checkbox"/></td></tr></table>	a	<input type="checkbox"/>	<table border="1"><tr><td>b</td><td><input type="checkbox"/></td></tr></table>	b	<input type="checkbox"/>
a	<input type="checkbox"/>					
b	<input type="checkbox"/>					
3.						
	<table border="1"><tr><td>a</td><td><input type="checkbox"/></td></tr></table>	a	<input type="checkbox"/>	<table border="1"><tr><td>b</td><td><input type="checkbox"/></td></tr></table>	b	<input type="checkbox"/>
a	<input type="checkbox"/>					
b	<input type="checkbox"/>					
4.						
	<table border="1"><tr><td>a</td><td><input type="checkbox"/></td></tr></table>	a	<input type="checkbox"/>	<table border="1"><tr><td>b</td><td><input type="checkbox"/></td></tr></table>	b	<input type="checkbox"/>
a	<input type="checkbox"/>					
b	<input type="checkbox"/>					