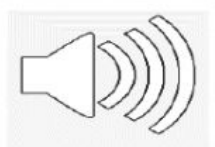
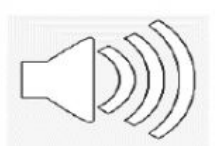
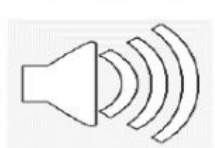
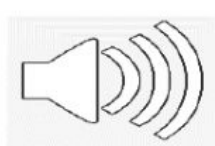
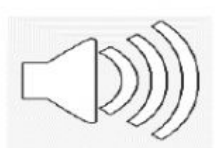
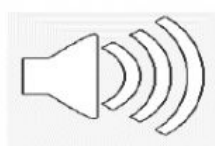
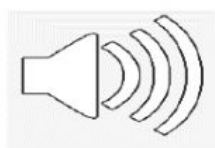
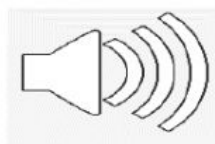
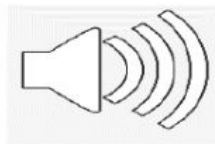
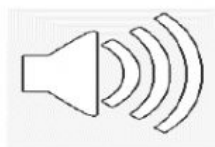


JOIN THE SOUNDS WITH THE NUMBERS. Une os sons cos números.



(week of Monday 20<sup>th</sup> April) By SilCast

LET'S SING AND DANCE!! Imos cantar e bailar.

Sing and dance with your children. You have the lyrics below. Cantade e bailade cos vossos fillos. Tedes a letra a continuación.

How many fingers on one hand?  
How many fingers on one hand?  
How many fingers on one hand?  
Let's all count together

1, 2, 3, 4, 5  
1, 2, 3, 4, 5  
1, 2, 3, 4, 5  
1, 2, 3, 4, 5

How many fingers on two hands?  
How many fingers on two hands?  
How many fingers on two hands?  
Let's all count together.

1, 2, 3, 4, 5,  
6, 7, 8, 9, 10

1, 2, 3, 4, 5,  
6, 7, 8, 9, 10

Clap clap clap your hands  
Clap clap clap your hands  
Clap clap clap your hands  
Clap your hands with me.

Let's count our toes!

How many toes on one foot?  
How many toes on one foot?  
How many toes on one foot?  
Let's all count together

1, 2, 3, 4, 5  
1, 2, 3, 4, 5  
1, 2, 3, 4, 5  
1, 2, 3, 4, 5

How many toes on two feet?  
How many toes on two feet?  
How many toes on two feet?  
Let's all count together

1, 2, 3, 4, 5,  
6, 7, 8, 9, 10

1, 2, 3, 4, 5,  
6, 7, 8, 9, 10

Stomp stomp stomp your feet  
Stomp stomp stomp your feet  
Stomp stomp stomp your feet  
Stomp your feet with me

1, 2, 3, 4, 5, 6, 7, 8, 9, 10.

(week of Monday 20<sup>th</sup> April) By SilCast

## WHAT COLOUR IS IT?

CLICK ON THE NUMBERS TO LISTEN AND REMEMBER HOW TO PRONOUNCE THEM.  
COMPLETE THE SENTENCES WITH THE WORDS FROM THE RIGHT. DRAG AND DROP.  
LOOK AT THE EXAMPLE

Pica nos números para escoitar e recordar como se pronuncian. Completa as frases coas cores da dereita. Arrastra e solta. Fíxate no exemplo.



THE NUMBER	<b>1</b>	IS	<b>RED</b>	<b>PINK</b>
THE NUMBER	<b>2</b>	IS	<b>PINK</b>	<b>GREEN</b>
THE NUMBER	<b>3</b>	IS	<b>ORANGE</b>	<b>PURPLE</b>
THE NUMBER	<b>4</b>	IS	<b>YELLOW</b>	
THE NUMBER	<b>5</b>	IS	<b>GREEN</b>	<b>ORANGE</b>
THE NUMBER	<b>6</b>	IS	<b>BLUE</b>	<b>BLUE</b>
THE NUMBER	<b>7</b>	IS	<b>PURPLE</b>	<b>YELLOW</b>

NOW, LISTEN TO THE NEXT SONG. WHAT COLOURS ARE THE NUMBERS? TRY TO SAY IT IN ENGLISH, AS IN THE PREVIOUS EXERCISE. (FOR EXAMPLE: NUMBER 1 IS RED)

Ahora escoita a seguinte canción. De qué cor son os números? Tenta dicilo en inglés, como no exercicio anterior.

(week of Monday 20<sup>th</sup> April) By SilCast

**NUMBERS 1 TO 7. LOOK AT THE COLOURS. SAY THEM IN ENGLISH.**

Número do 1 ao 7. Fíxate nas cores. Dias en inglés

PUT IN ORDER THE FOLLOWING NUMBERS FROM LOWEST TO HIGHEST (1 TO 7).  
DRAG AND DROP. WHAT COLOUR ARE THEY? CLICK ON THE COLOURS NAME, LISTEN  
AND REPEAT.

Ordea os seguintes números de menor a maior (do 1 ao 7). Arrastra e solta. De que cor son? Pica no  
nome das cores, escoita e repite.



RED	PINK	ORANGE	YELLOW	GREEN	BLUE	PURPLE

(week of Monday 20<sup>th</sup> April) By SilCast