

REINFORCEMENT ACTIVITIES – UNIT 3

YOUNG EXPLORERS 2

1 Match. Then write. Use *in front of*, *between*, *opposite* or *behind*.

1 (horse / stable)

There's a horse in front of the stable.

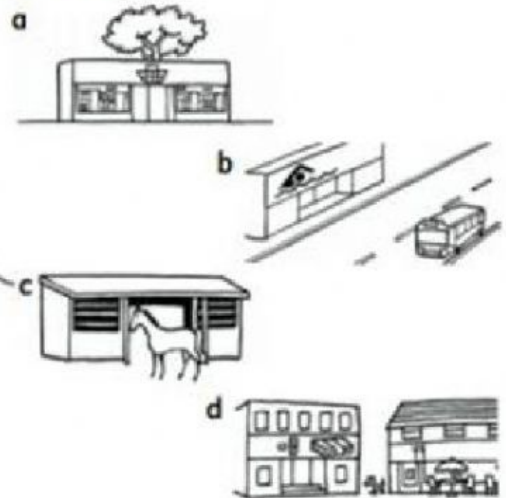
2 (bus / swimming pool)

There's a _____

3 (dog / bank / restaurant)


There's a _____


4 (tree / shop)





2 Look and write.



1  Is it in front of the stable?
Yes, it is.


2  Is it behind the shop?


3  Is it between the
_____ and the
_____? Yes, it is.


4  Is it opposite
the _____? Yes, it is.

3 Read and write. Then look and write A or B.




1  Is there a horse?
✓ Yes, there is. (A)

4  Is _____
X _____ (O)

2  Is there a duck?
X No, there isn't. (O)

5  _____
✓ _____ (O)

3  Is there a chicken?
✓ _____ (O)

6  _____
✓ _____ (O)