



















## SHAPES AND DIMENSIONS

### Lesson 8



**Activity 1: Complete the table using words from the list.**

The shape	The description
 It's a circle.	 It's circular. / It's round.
 It's a square.	 It's ..... <sup>1</sup> .
 It's a triangle.	 It's ..... <sup>2</sup> .
 It's a ..... <sup>3</sup> .	 It's semi-circular.
 It's a rectangle.	 It's ..... <sup>4</sup> .
 It's an ..... <sup>5</sup> .	 It's oval.
 It's a ..... <sup>6</sup> .	 It's spherical.
 It's a ..... <sup>7</sup> .	 It's cubic.
 It's a cylinder.	 It's ..... <sup>8</sup> .

*semi-circle*

*sphere*

*square*

*cylindrical*

*triangular*

*rectangular*


*oval*

*cube*

**Activity 2: Choose the noun or the adjective to complete the sentences.**


1. The CD is a circle / circular.
2. The table is a rectangle / rectangular.
3. The bottle is cylindrical / cylinder.
4. The ball is sphere / spherical.
5. The box is a square / square.
6. The pyramid is a triangular / triangle.
7. The egg is an oval / oval.
8. The dice is a cubic / cube.

Activity 3: Look at this robot and complete the sentences with shapes.



1. The head is a \_\_\_\_\_.
2. The eyes are \_\_\_\_\_.
3. The nose is a \_\_\_\_\_.
4. The body is \_\_\_\_\_.
5. The legs are \_\_\_\_\_.

Activity 4: Put the words in order to make sentences about dimensions.

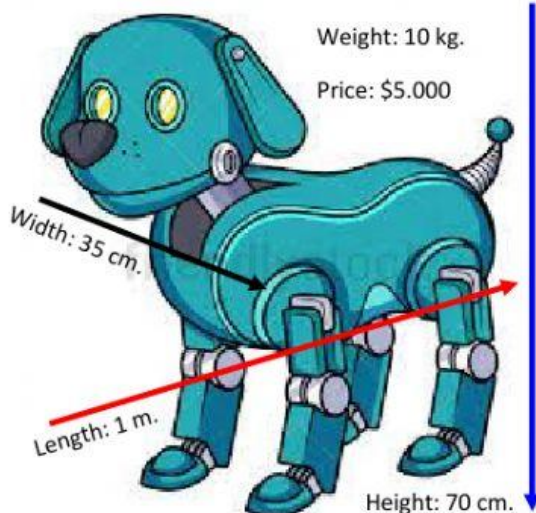


1. is / robot / the / cm. / wide / 46

2. it / high / 1.20 / is / m.

3. robot / heavy / kg / is / 20 / the

4. \$20.000 / is / it



1. is / cm / he / high / 70

2. robot / kg / heavy / is / the / 10

3. long / is / 1 / it / m

4. dog / wide / cm / 35 / the / is

5. the / \$5.000 / is / robot