







As the moon moves around Earth, how does its shape appear to change? Order the pictures of the moon phases from A to E. Begin with a full moon.

B D E A C



4 Are you a good astronomer? Play the game by putting the stages of a total solar eclipse in the correct order.

<p>a</p>  <p>A solar eclipse starts when the edge of the moon appears to touch the sun. It happens about an hour before the total eclipse phase.</p>	<p>b</p>  <p>The phase called totality starts when the edge of the moon lines up with the sun's far edge and the moon completely blocks the sun. It gets dark. Stars can be seen in the sky because it's like nighttime.</p>	<p>c</p>  <p>As the moon continues to move, more of the sun can be seen, and the sky gets brighter again.</p>
<p>d</p>  <p>It starts to get darker because the moon has started to move between the sun and Earth and started to block the sun's light.</p>	<p>e</p>  <p>Totality may last up to 7.5 minutes. It ends when the edge of the moon lines up with the sun's other edge. During totality, there may be a ring of sunlight around the moon.</p>	<p>f</p>  <p>The solar eclipse ends when the other edge of the moon appears to touch the sun and full sunlight returns. From start to finish, a solar eclipse like this takes about three hours.</p>