

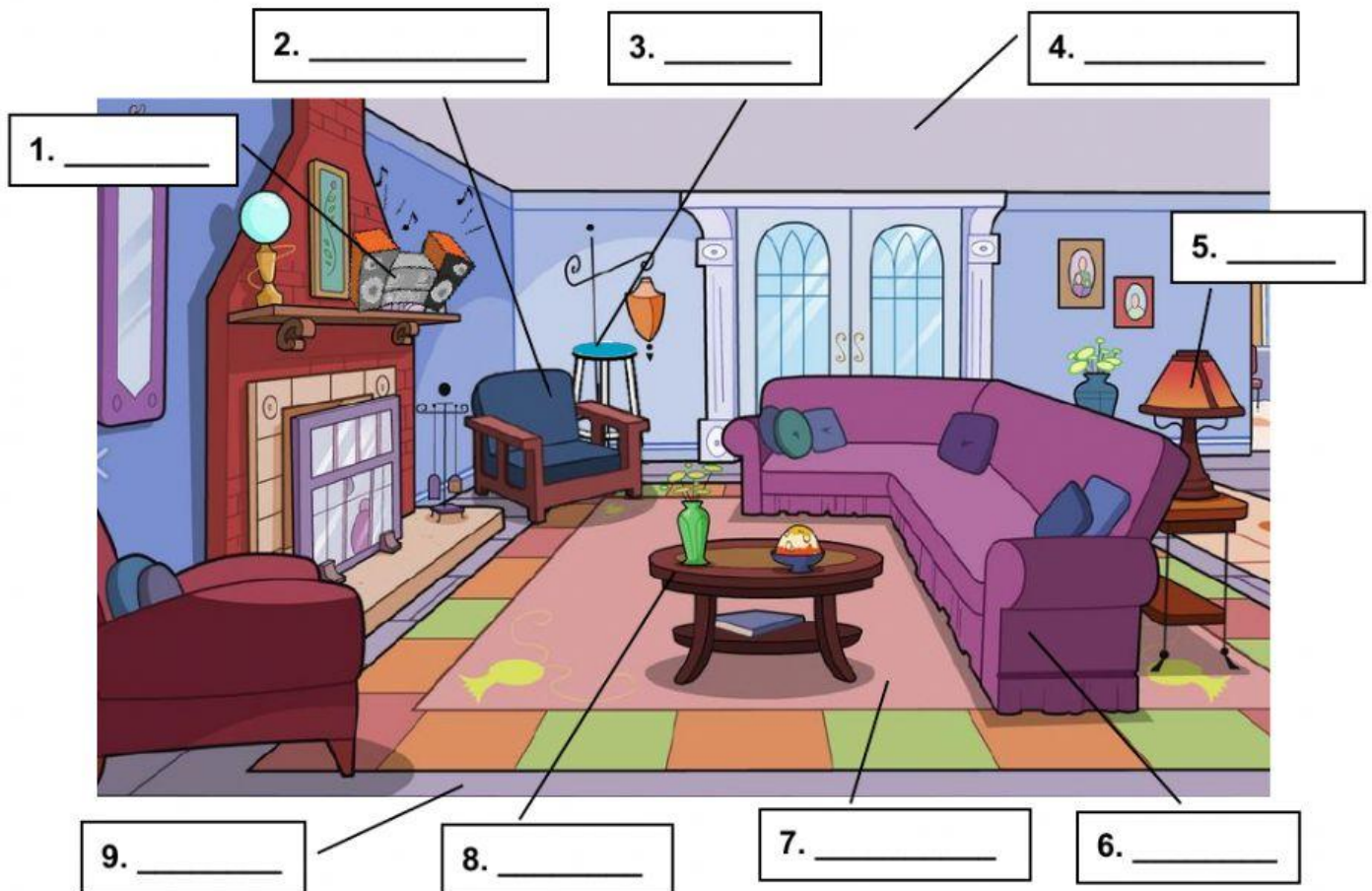


EAGLE LEARNING CENTRE PALEMBANG ENGLISH WORK SHEET PRIMARY 1

Name : _____
Class : _____

Teacher : Ms.Dini

I. Write the name of the things in the living room.




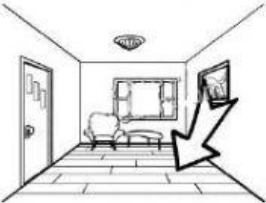


II. Look at the picture and complete the sentences using the right preposition and structures "There is ... / There are ..."

next to on between in front of in opposite behind under

1. lamp the sofa.
2. doors couch.

3. coffee table the sofa
4. stool armchair
5. rug the table.
6. stereo armchair.
7. floor chair.
8. ceiling stereo.
9. armchairs floor.
10. armchair stool.
11. stereo couch.
12. rug floor.
13. many things living room.

III. Match the pictures – verbs then write the correct names

1.		listen	<u>1. rug</u>
2.		decorate
3.		give light
4.		walk on

5.



sit on (bathroom)

6.



sit on
(living room)

7.



sit on or sleep on

8.



hang light

III. Look at the pictures and answer questions.



5. What is the girl doing?

.....

6. What is the dog doing?

.....

7. Where is it?

.....

8. Where are the girl and her dog?

1. What is the boy doing?

.....

2. How many lamps are there?

.....

3. Is the boy crying?

.....

4. Where is the boy?





9. How many children are there?

.....

10. How many carrots are there?

.....

11. Where are they?

.....

12. Are they gardening?

.....

17. What is the man doing?

.....

18. Where is the lamp?

.....

19. How many armchairs are there?

.....

20. Is there a couch?

.....

.....



13. What is the man doing?

.....

14. Where is the man?

.....

15. Where is the cup?

.....

16. Is the man reading comics?

.....

