

# LESSONS

# MUSIC 1

Teacher Lucy Ruelan-Tiu

# UNIT 1 RHYTHM

**RHYTHM - Regular Movement of Sounds in Correct Time.**

## LESSON 1

### SOUND AND SILENCE

#### Lead to Music



**What is one place in your school where you go to play?**  
**You go to the school playground. You can hear many sounds here.**

**What is one place in your school where you go to read books? You go to the school library. It is silent in this place.**

## Learn Music

A **sound** is a tone that you can hear. In music, you can use the symbol **|** to represent sound.

**Silence** is the absence of sound. In music, you can use the symbol **≡** to represent silence.

Sound and silence are very different from each other. But they can be combined to make a great piece of music.

## Love Music

A. Study the pictures. Choose the correct box if the picture shows sound or silence.

1.



**sound**

**silence**

2.



**sound**

**silence**

3.



**sound**

**silence**

4.







**sound**

**silence**

B. Look at each pair of pictures. Choose the **I** if the picture represents sound. Choose the **ƺ** if the picture represents silence.

1.



2.

