



Name: _____ 3rd grade / Group: _____ Period 3

School: _____ CCT: _____

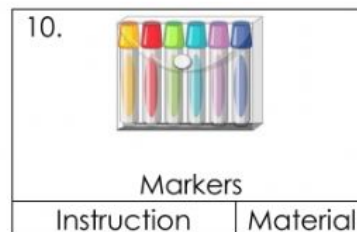
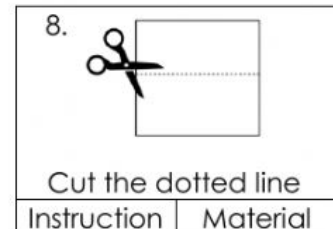

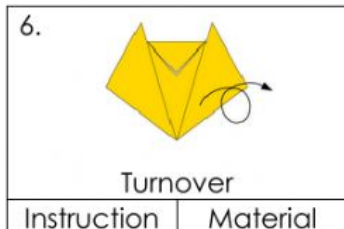
I. Listen to the statements and complete with the missing components of instructions. Use the words from the box.

manual name instructions materials illustrations

- The _____ are the steps of the actions.
- A _____ is a book of instructions.
- The _____ is the final product.
- The _____ are the objects that will be used in the process.
- The _____ help visualize the steps in the final product.



II. Read and color in gray the corresponding component.



III. Write the past tense of the verbs in parenthesis to complete the paragraph.

The Lady with The Lamp

Florence Nightingale was a nurse who 11. _____ (save) many lives.

Florence 12. _____ (want) to be a nurse to help people.

Florence 13. _____ (go) to Germany and learned all about nursing. It was hard work, but she loved it. She worked 20 hours a day to make the army hospital a cleaner and safer place. At night, Florence walked around the hospital. She carried a lamp and the soldiers called her 'The lady with the lamp'. When she returned to England, Queen Victoria 14. _____ (write) her a letter to say thank you. She continued to work hard in Britain to improve hospitals and she was given a medal 15. _____ (call) the Order of Merit. She was the first woman to receive this honor.



IV. Read the story again and choose the words from the box to complete the questions.

Who When How Why Where

- | | |
|---|---|
| 16. _____ did Florence learn all about nursing? | In Germany. |
| 17. _____ did she go to Germany? | In 1851 |
| 18. _____ did the soldiers call her? | The lady with the lamp. |
| 19. _____ wrote Florence a letter to thank her? | Queen Victoria |
| 20. _____ did she receive the Order of Merit medal? | Because she worked hard to improve hospitals. |



3rd Grade | Exam Application Guide
Period 3

Students information

English Instructor:

- Before starting the questionnaire, ask students to write their full name on the corresponding line.
- Verify also that they copy the group section, the school's name and CCT that you previously have written on the board.
Example:

Name: Mariana Rodríguez López 3rd grade / **Group:** Period 3
School: Benito Juárez **CCT:** 19EPR0500P

Exercise: I

Skill: Listening

Estimated time: 10 minutes

Objective: Identifies components of a set of instructions.

Instructor's role:

- Read the instructions clearly.
- Read the definitions twice with a clear tone of voice.
 1. The instructions are the steps of the actions.
 2. A manual is a book of instructions.
 3. The name is the final product.
 4. The materials are the objects that will be used in the process.
 5. The illustrations help visualize the steps in the final product.
- Pause between each instruction and give students enough time to answer.

Exercise: II

Skill: Reading

Estimated time: 10 minutes

Objective: Recognizes Instructions and Materials.

Instructor's role:

- Read the instructions clearly.
- Give the students enough time to answer.

Exercise: III	Skill: Writing	Estimated time: 10 minutes
<p>Objective: Identifies and writes past tense verbs.</p> <p>Instructor's role:</p> <ul style="list-style-type: none"> - Read the instructions clearly. - Give the students enough time to answer. 		

Exercise: IV	Skill: Writing	Estimated time: 10 minutes
<p>Objective: Completes interrogative sentences with question words.</p> <p>Instructor's role:</p> <ul style="list-style-type: none"> - Read the instructions clearly. - Give the students enough time to answer. 		

Exercise: V	Skill: Speaking	Estimated time: NA
<p>Objective: Identifies and expresses information.</p> <p>Instructor's role:</p> <ul style="list-style-type: none"> - Prior to the application of this part of the exam, print image 1. - Select a student randomly. This part of the exam has to be applied individually. - Greet the student and tell him/her that he/she will look at an image to answer some questions. <p>Image 1</p> <ol style="list-style-type: none"> 21. What is this? 22. How many planets are there? 23. Where is the Earth? 24. Who studies the stars and planets? 25. Which is the biggest planet? <ul style="list-style-type: none"> - Repeat the task until every student has answered the questions. - Use the speaking scoring sheet to register the results. 		

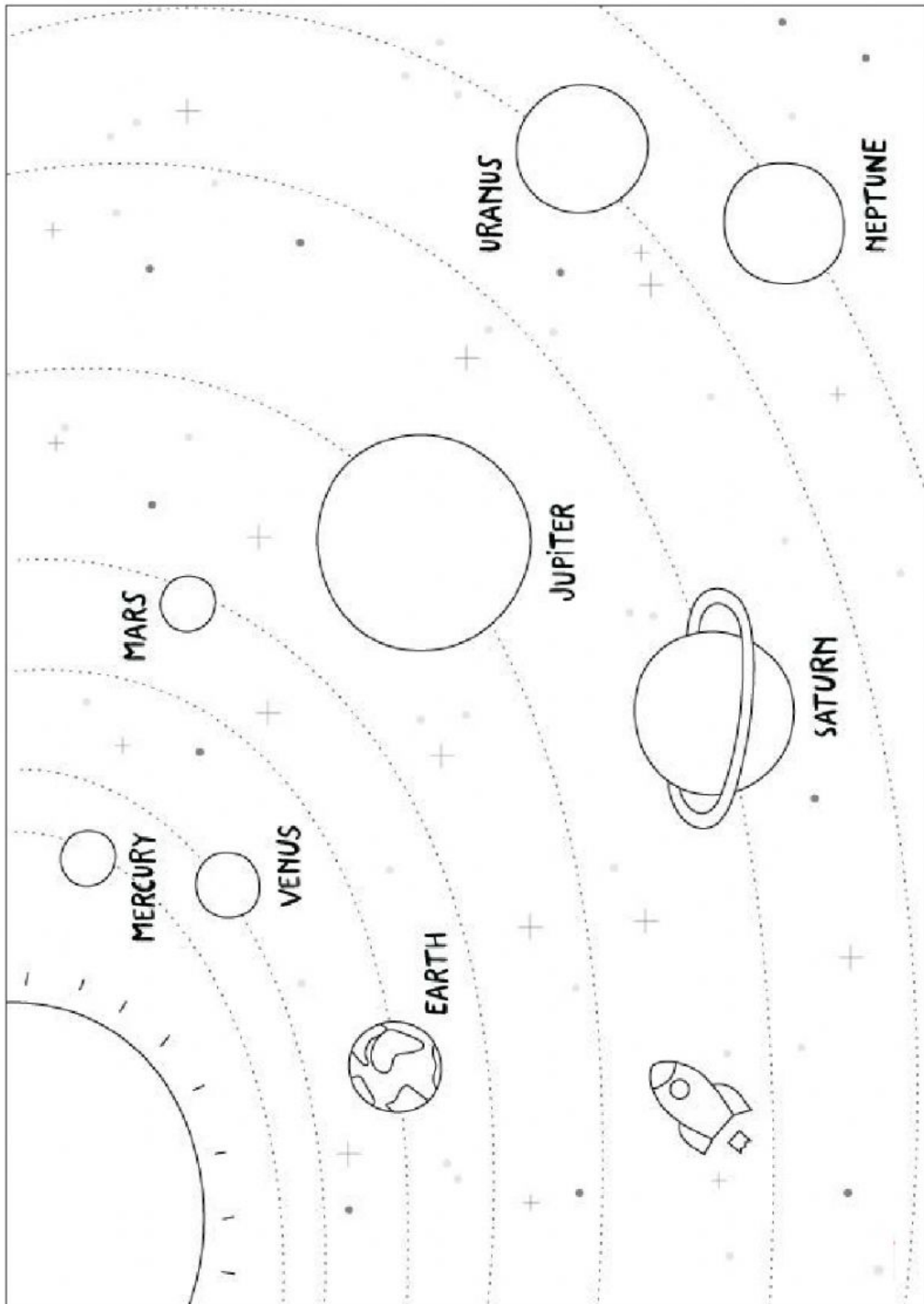


Image 1



3rd Grade | Exam Application Guide
Period 3

Listening

I.

1. The instructions are the steps of the actions.
2. A manual is a book of instructions.
3. The name is the final product.
4. The materials are the objects that will be used in the process.
5. The illustrations help visualize the steps in the final product.

Reading

II.

6. instruction
7. material
8. instruction
9. material
10. material

Writing

III.

11. saved
12. wanted
13. went
14. wrote
15. called

IV.

16. Where
17. When
18. How
19. Who
20. Why

Speaking

V.

21. The solar system
22. 8 planets / Eight
23. Between Venus and Mars
24. An astronomer
25. Jupiter is the biggest planet / Jupiter



Secretaría
de Educación

SUBSECRETARÍA DE EDUCACIÓN BÁSICA
COORDINACIÓN DE IDIOMAS
CICLO ESCOLAR 2020-2021

Nuevo León

Speaking Scoring Sheet
3rd Grade, Group ____

	Student's name	21	22	23	24	25	S
1.							
2.							
3.							
4.							
5.							
6.							
7.							
8.							
9.							
10.							
11.							
12.							
13.							
14.							
15.							
16.							
17.							
18.							
19.							
20.							
21.							
22.							
23.							
24.							
25.							

26.							
27.							
28.							
29.							
30.							
31.							
32.							
33.							
34.							
35.							
36.							
37.							
38.							
39.							
40.							
41.							
42.							
43.							
44.							
45.							
46.							
47.							
48.							
49.							
50.							

- Write each student's full name according to the official list.
- Use a ✓ to indicate the correct answers and a ✗ to indicate incorrect answers.
- Register individual score in the last column (S).