Escola Municipal Professora Belisarina Galdino de Oliveira

Aluno (a): _____

Professor (a): Ana Keyla Moreira

1 – Ligue o número ao desenho que corresponde a sua quantidade:



2- Clique no número que corresponde ao desenho:

3 5 4

2 1 3

LIVEWORKSHEETS

3 – Ligue as figuras as formas corretas:





LIVEWORKSHEETS

4 – Ligue os desenhos a sua vogal inicial:



5 – Clique nas figuras cujo nome comece com a vogal A:

LIVEWORKSHEETS

6 – Arraste as frutas a sua sombra:



7 – Clica as figuras que inicia com a vogal E:

LIVEWORKSHEETS

8 – Ligue os números no conjunto certo:

1

3

2

LIVEWORKSHEETS

9 - Arraste os patinhos a sua cor:





10 – Ligue as cores:



LIVEWORKSHEETS