














Ficha interactiva

Une los elementos con los colores correspondientes
y estos relacónalos con sus nombres.

Colors



This interactive worksheet is designed for children to learn colors. It features a vertical list of six colorful illustrations on the left: an orange star with a face, a blue flower with a face, a green elephant, a yellow star with a face, a red mushroom with white spots, and a purple crayon. To the right of these illustrations is a vertical column of six colored squares: purple, green, red, orange, blue, and yellow. Further to the right is a vertical list of color names: 'red', 'blue', 'purple', 'yellow', 'green', and 'orange'. A line connects the top orange star to the orange square, and another line connects the orange square to the word 'orange'.

		red
		blue
		purple
		yellow
		green
		orange