ESCUELA DE EDUCACIÓN TÉCNICA Nº 1
INGLÉS – 5°7 & 5°8

PROFESORA SOSA CECILIA

Cause and Effect: Pistons and Valves I

1) What products can you buy in spray bottles?

2)
Put the parts of the spray bottle together. Draw arrows to show where the parts fit the bottle.

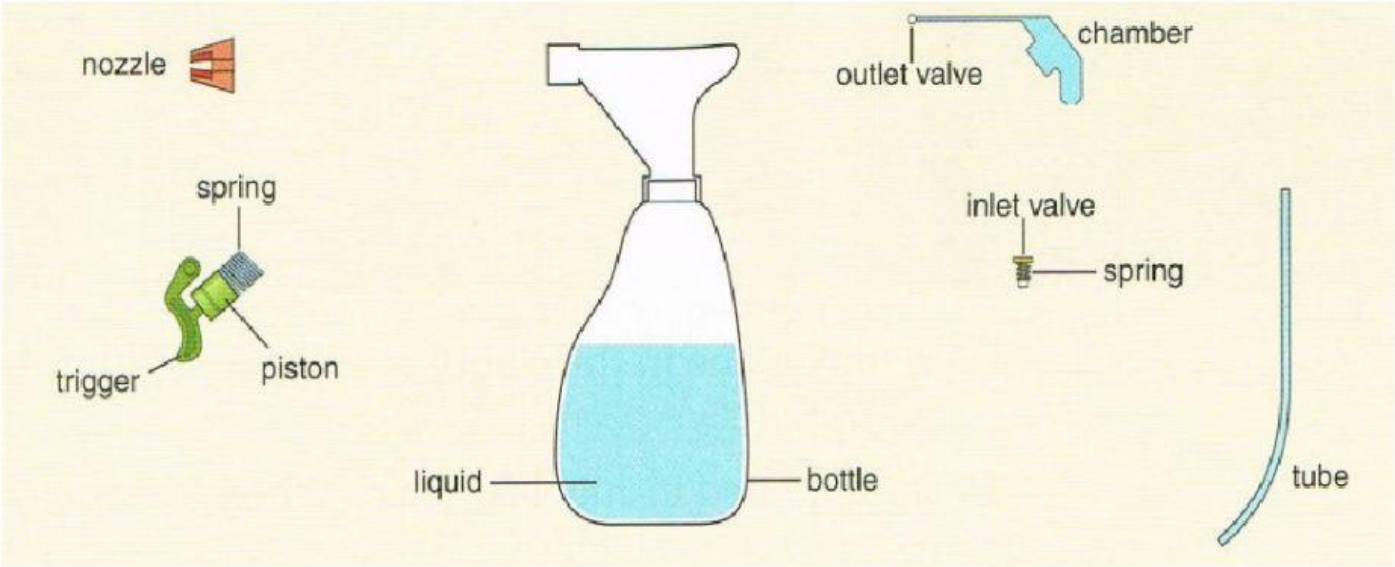

3) How does it work? Como crees que funciona el mecanismo de la botella de spray?

4) Match the diagram with the captions

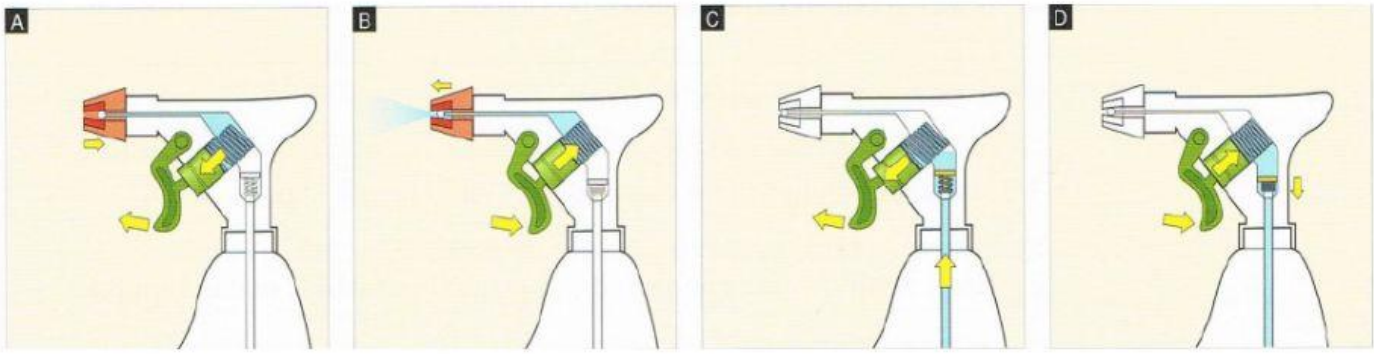

LIVEWORKSHEETS

Caption 1: The trigger makes the piston move In. This makes the water pressure increase. The high pressure causes the outlet valve to open. The open outlet valve allows the water to flow out of the chamber.

Caption 2: The piston moves in. This causes the water pressure to increase. The high pressure makes the inlet valve close. The closed inlet valve prevents the water from flowing back into the bottle.

Caption 3: The piston moves out. This makes the water pressure decrease. The low pressure causes the inlet valve to open. The open inlet valve lets water flow from the bottle into the chamber.

Caption 4: The piston moves out. This makes the water pressure decrease. The low pressure causes the outlet valve to close. The closed outlet valve stops air from flowing into the chamber.

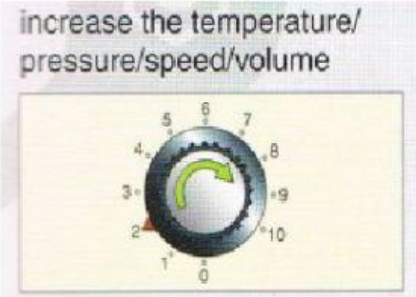



The motor	causes	the shaft	to	move.
	makes	the shaft	move.	
The open valve	lets	the water	flow out.	
	allows	the water	to	flow out.
The closed valve	prevents stops	the water	from	flowing out.

5)

Tick the correct forms for the verbs.

	... it do	... it to do	... it from doing
allow		✓	
cause			
let / make			
prevent / stop			

LIVEWORKSHEETS