


Name: \_\_\_\_\_

Class: \_\_\_\_\_

**3** Listen and draw.


Score: \_\_\_\_\_

**5**



**14** Look, read and write. Listen and check. Order.

- a That's the way to the farm. ☐
- b Go round the                     . ☐
- c Go straight on and turn right at the                     . ☐
- d Yes, I can. Go to the end of this                      and turn right. ☐
- e Excuse me, can you tell me the way to the                     ? ☐ 1
- f Go over the                      and then turn left. ☐



# WRITING

1.-Can you tell me the way to the farm, please?

-Of course!

---

---

---

---

2.-Where's the forest, please?

---

---

---

3.-Do you know the way to the campsite?

-Sure!

---

---

---

4.-Where's the lake, please?

---

---

---

---

---



## Speaking

NEW  
TIGER 4


Name: \_\_\_\_\_

Class: \_\_\_\_\_

Part 1: Name five things in the countryside.

Part 2: Give directions to five places.

Score:







## Extension Worksheet 1

NEW  
TIGER 4

Name: \_\_\_\_\_

Class: \_\_\_\_\_

### 1 Look and match.

path

gate



signpost

bridge

river

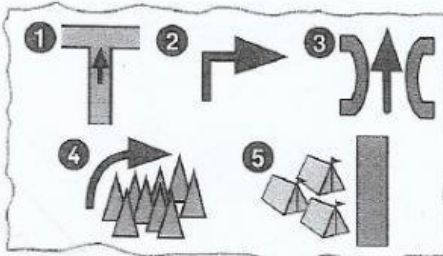


### 2 Look, read and complete.



- 1 Go straight on. Turn left. Go to the end of the path. The campsite is on the right.
- 2 Go straight on. Don't turn left. Go over the bridge. The \_\_\_\_\_ is at the end of the path.
- 3 Go straight on. Turn left. Go straight on and turn left at the signpost. The \_\_\_\_\_ is straight ahead.
- 4 Go straight on. Turn left. Go straight on and turn left at the signpost. Go round the forest. The \_\_\_\_\_ is on the right.

### 3 Look and write.



- 1 Go to the end of the path
- 2 \_\_\_\_\_
- 3 \_\_\_\_\_
- 4 \_\_\_\_\_
- 5 \_\_\_\_\_

© Macmillan Publishers Limited 2018

PHOTOCOPIABLE