





Name: _____ 2nd grade / Group: _____ Period 3

School: _____ CCT: _____

- I. Listen  carefully and write  the correct answer on the line. Use the words from the box. There is an example.

E.g. ~~materials~~ window bean seeds cotton week

First, gather the Eg. Materials

Next, put water on 1. _____ balls and place them in the plastic cup.


Then, place the bean 2. _____ over the cotton balls.

After that, set and leave the cup near a 3. _____ for sunlight.


Finally, the 4. _____ plant will start to grow in about one


5. _____









- II. Read the words from the box and write  the corresponding numbers of the parts of the book.

6.cover 7.title 8. illustration 9. illustrator 10. author



III. Write  the name of the fruits. Use the words from the box. There is an example.

Bananas	Pears	Watermelons	Lemons	Carrots	Apples
---------	-------	-------------	--------	---------	--------

- E.g. Bananas  are long and yellow. They grow on trees.
11. _____  are sweet and juicy. They can be green or yellow.
12. _____  are round and sour. They grow on trees.
13. _____  are long and orange. Rabbits like to eat them.
14. _____  are green on the outside. They have a lot of seeds.
15. _____  are sweet and sometimes sour. They can be different colors.

IV. Write  the missing words to order the questions. There is an example

- E.g. you / ~~do~~ / ~~What~~ / do / next What do _____?
16. ~~What~~ / need / ~~do~~ / you What do _____?
17. you / do / ~~do~~ / ~~What~~ / first What do _____?
18. this / ~~What~~ / is What _____?
19. ~~What~~ / ~~do~~ / last / you / do What do _____?
20. you / ~~do~~ / ~~What~~ / see What do _____?