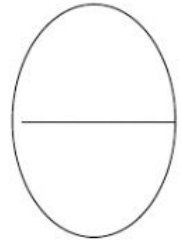


Name: \_\_\_\_\_



## Mathematics End of Term Assessment


### NUMBER

A) Tick the set that has **more**.




B) **Ordinal Numbers**





Colour the **1<sup>st</sup>** tree **from the left**.



C) **Write in the missing numbers.**



D) Write in the **missing numerals**. **Tick** the correct set of objects to show the amount.

<div> <div>two</div> <div>2</div> </div> <div>  </div>	<div> <div>five</div> <div></div> </div> <div>  </div>
<div> <div>seven</div> <div></div> </div> <div>  </div>	<div> <div>three</div> <div></div> </div> <div>  </div>





E) Add and Subtract

**Complete the number sentences.**

a	1	+	3	=	<div></div>
b	10	--	5	=	<div></div>

## GEOMETRY

F) Match the shapes to their names

triangle	
circle	
square	
rectangle	

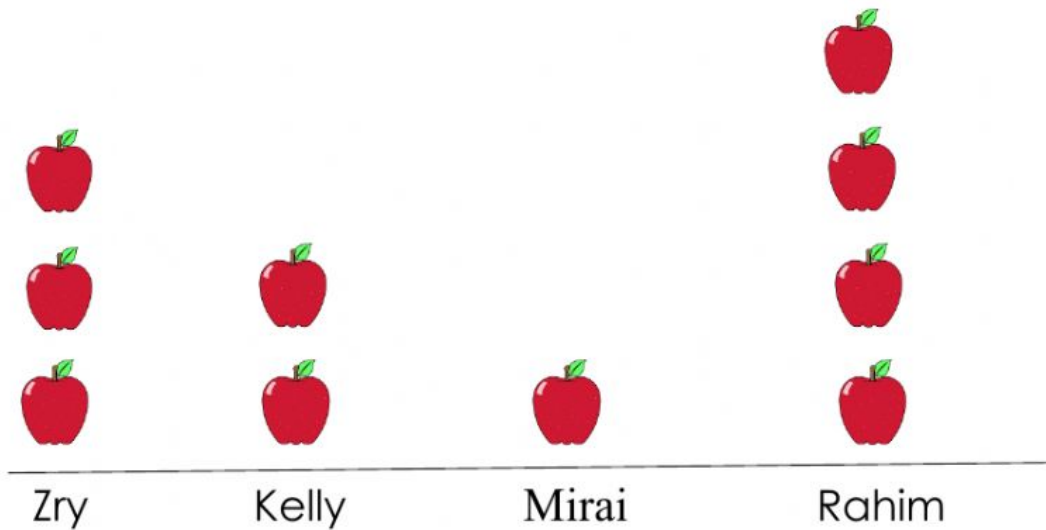
G ) Complete the pattern below:



## STATISTICS

### H) Picture Chart

Apples Children Ate



- 1) How many apples did Zry eat? \_\_\_\_\_
- 2) Kelly ate \_\_\_\_\_ apples.
- 3) \_\_\_\_\_ ate the **least** apples.
- 4) How many apples **in all** did the children eat? \_\_\_\_\_

## I) Measurement

1. Tick the **heavy** object.



2. Tick the bucket that holds **less**.



3. Tick the **long** worm.



4. Tick the **short** boy.



## Money

J) Write in the boxes below the colour of the money above:

