


|                |             |               |                      |
|----------------|-------------|---------------|----------------------|
| <b>Subject</b> | <b>Unit</b> | <b>Lesson</b> | <b>Type of Sheet</b> |
| Mathematics    | 22          | 3, 4          | Homework             |
| <b>Name:</b>   |             | <b>Class</b>  |                      |

Q1. Complete the table.

| Fruit      | Number |
|------------|--------|
| apple      |        |
| banana     |        |
| strawberry |        |



Q2. Complete the table.

| Fruit   | Number | Total |
|---------|--------|-------|
| apples  |        |       |
| bananas |        |       |
| grapes  |        |       |

**Tally Marks**

1, 2, 3, 4,  
Number 5 shuts the door.

||||


6, 7, 8, 9,  
Number 10 draws the line.

|||| |

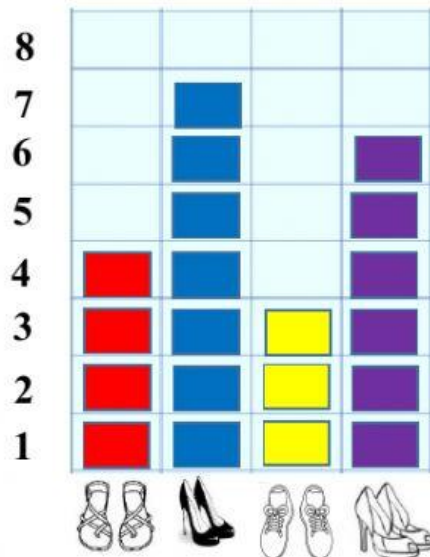
**Q3. Use the information of the pictogram to complete the table. One has been done for you.**


| Shoes   | Number   |
|---|----------|
|  | <b>4</b> |
|  |          |
|  |          |
|  |          |

**Favourite shoes**




**Q4. . Use the information of the table below to answer the questions.**



a. How many people like  ?



b. How many people like  ?



c. How many people were asked?

