










1. Toma y arrastra a la casilla correcta.

cupboard	door	bookcase	bin	window
computer	teacher	plant	board	

		
<input type="text"/>	<input type="text"/>	<input type="text"/>
		
<input type="text"/>	<input type="text"/>	<input type="text"/>
		
<input type="text"/>	<input type="text"/>	<input type="text"/>

2. Mirar leer y encerrar en un círculo.



The hamster is **in** / on / **under** / behind the plant.




The hamster is **in** / **on** / under / behind the computer.




The hamster is **in** / on / under / **behind** the book.

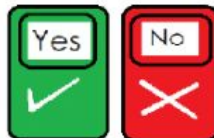
3 Mirar y leer (escuchar). Luego marcar Yes o No



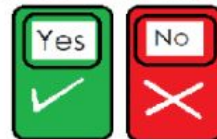
Charlie and Ruby are in the classroom.



A plant is on the table.



A hamster is on the computer.



Charlie is behind Ruby.

