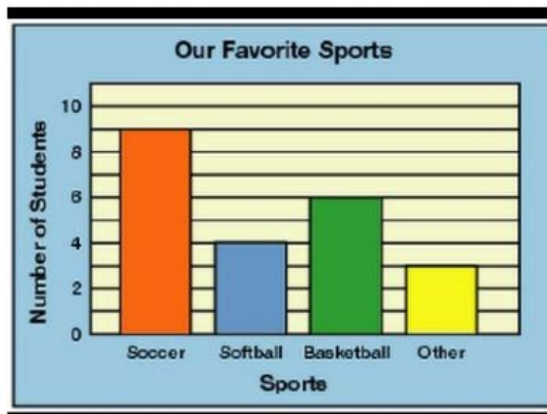


Look at the bar graph and write the information about favorite sports



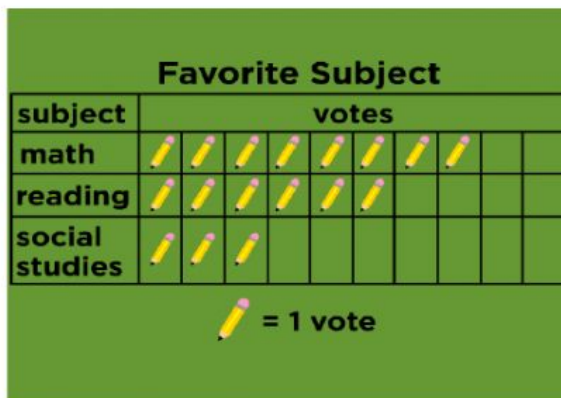
4 students like other games.

_____ students like to play basketball.

Only _____ student play soft ball.

More students like to play_____.

Look at the pictograph and write the information about favorite subjects.

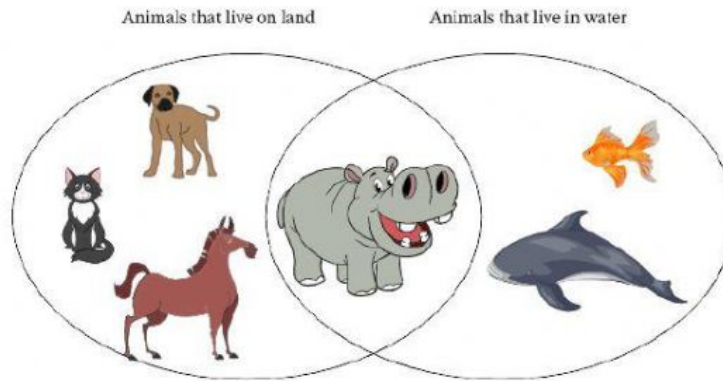


_____ students like Math subject.

_____ students like reading.

Only _____ student like social studies.

Look at the Ven diagram and write the information about animals.



How many animals live on land? _____

How many animals live on land and in water? _____

How many lives on land but not in water? _____

1. Look at the Carroll diagram and write the information about leaves

Green leaves	Not green leaves

There are _____ green leaves

There are _____ not green leaves,

2. Look at the Carroll diagram and write the information about sweets



spots sweet	Strip's sweet