Let's keep on learning!

1. **Let's have a look at all the vocabulary on clothes:**

dress	skirt	blouse	cardigan	jumper/ pullover /sweater
shirt and tie	trousers	jeans	t-shirt	sweat-shirt
				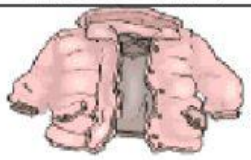
jacket	raincoat	coat	cagoule	anorak
				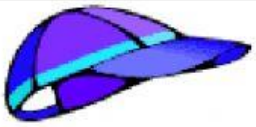
woollen hat	gloves	scarf	hat	cap
				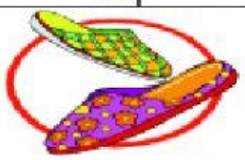
belt	bermudas	shorts	shoes	slippers
trainers	swimsuit	swimming trunks	track suit	socks

LIVEWORKSHEETS

2. **Match the words to the pictures (Uní las palabras con los dibujos)**

LISTENING

1 Listen to Sue and Maria talking on the phone. Where are they going? Who else is coming?

2 Match the words to the pictures.

- ☐ trousers
- ☐ a T-shirt
- ☐ trainers
- ☐ a jacket
- ☐ a skirt
- ☐ a sweater
- ☐ boots
- ☐ jeans
- ☐ shoes
- ☐ a cap
- ☐ a dress
- ☐ shorts
- ☐ a tie
- ☐ a shirt

3 Listen again. What are they wearing?

3. **Escuchá el audio y completá con las prendas**

Pat

Maria

Sue

4. **Listen and complete with: IS – AM – ARE**

4 Complete the dialogue with *is*, *am* and *are*. Then, listen again and check your answers.

Sue: Hello?
Maria: Hi, Sue. It's Maria.
Sue: Hi, Maria. What are you doing?
Maria: I'm getting ready for John's party.
Sue: Great! What (1) ..... you wearing?
Maria: I (2) ..... wearing my yellow sweater, a blue skirt and black boots. What about you? (3) ..... you wearing a skirt?
Sue: No, I (4) ..... not wearing a skirt. I (5) ..... wearing jeans, a red T-shirt and trainers.
Maria: What about Pat? What (6) ..... he wearing?
Sue: He (7) ..... wearing his black jacket, a grey shirt and black trousers.

REMEMBER!

Sue ***isn't wearing*** a skirt.
She***'s wearing*** jeans.

Complete these rules.

- **Affirmative:**
  subject + am / is / are + verb + ...
- **Negative:**
  subject + am / is / are + ... + verb + -ing

G » p. 58

LIVEWORKSHEETS