

Science

Topic: Exploring Mirrors

✓ To investigate mirrors and identify them as shiny objects

You know about mirrors, right? It's time to test your understanding. Fill in the gaps using the word bank. You can record your answers on a loose sheet or a rough journal.

Word Bank

traffic - reflect

bigger - shiny

teeth - images

1. Mirrors are _____ objects.

2. Mirrors _____ light.




3. Mirrors show the _____ of the objects placed nearby.

4. Dentists use mirrors to examine _____.

5. The side-view mirrors of cars help to see the _____ on the sides.

6. Mirrors are used in magnifying glasses to make the objects appear _____.

How do you feel about your understanding? You can draw the faces on your journal.

Objective			
I know about mirrors			
I can identify mirrors as shiny objects			