Name: _____ Date: _____

GLAT (concepts)

1. Write the number 3654 in words.

   Answer: _____

2. Write 3000 + 700 + 50 + 1 in standard form.

   Answer: _____

3. (a) Click on the smiley face in the 4th position.



   (b) What color is the smiley face in the 7th position

   Answer: _____

4. Click on the shape that would complete the pattern below.

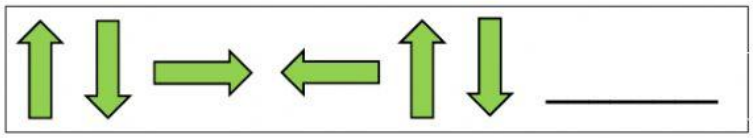

(a) (b) (c) (d)

5. Write in the next **TWO** numbers in the pattern to extend it.

   125 120 ____ ____

6. Write the **value** of the digit '8' in the number **7,583**.

   Answer: _____

7. Write the **place** of the digit '7' in the number **7,583**.

   Answer: _____

LIVEWORKSHEETS

8. Write the number shown on the seashells from least to greatest.

Answer: _____ _____ _____ _____ _____

9. Round the number **57** to the nearest ten.

Answer: _____

10. Round the number **298** to the nearest hundred.

Answer: _____

11. (a) Write the fraction of the **UNSHADED** part of the shape below.

Answer: ___/_____

11. (b) Write the fraction of the **SHADED** part of the shape below.

Answer: ___/_____

12. Look at the letter and tell how the letter was moved.

c. slide b. flip a. turn

13. Click on the box that shows the coins with the value of $1.16 cents

LIVEWORKSHEETS

14. Look at the models below. Write the number that the model shows.

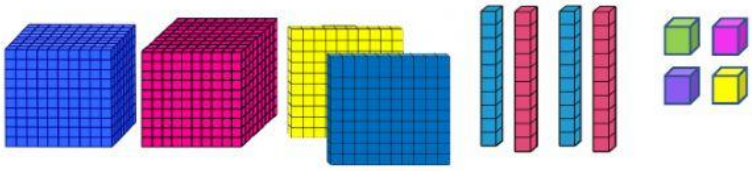

Answer: _____

15. Complete the sequence of numbers in the chart below.

Before	Between	After
1100	_____	1102

16. Write the number for the Roman Numeral XIX

Answer: _____

17. Fill in the missing numbers on the number line to complete the pattern.

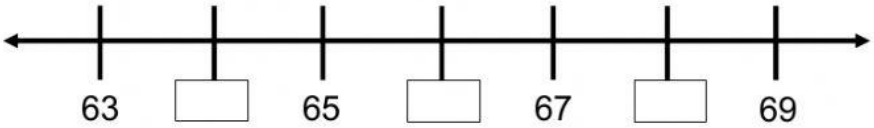

18. Look at the set of numbers below.

14 57 18 23 11 30

(a) Write the **EVEN** numbers on the lines.

Answer: ____ ____ ____

(a) Write the **ODD** numbers on the lines.

Answer: ____ ____ ____

19. Use the numbers

to create a fact family.

☐ + ☐ = ☐

☐ + ☐ = ☐

☐ - ☐ = ☐

☐ - ☐ = ☐

LIVEWORKSHEETS