




# Lesson

Topic: First Steps – Tomek and friends.

Przeczytaj dialog Tomka, Amy i Dylana.

## First Steps

### Tomek and friends

1   Posłuchajcie nagrania i przeczytajcie dialogi. Potem zaprezentujcie je w grupach. 

Tomek is at his new school in England.



**1**

**Tomek** Excuse me. Is this room 6G?  
**Amy** Yes, it is. Are you new?  
**Tomek** Yes, I am.

**2**

**Amy** I'm Amy. What's your name?  
**Tomek** Tomek.  
**Amy** How do you spell Tomek?  
**Tomek** T-O-M-E-K.

**3**


**Amy** This is my friend Dylan.  
**Tomek** Hi. I'm Tomek. I'm from Poland.  
**Dylan** Hello.  
**Amy** What's that?

**4**

**Tomek** It's a message. Look!  
**Dylan** I don't understand.  
**Tomek** It's Polish. It says *Good luck in your new school!*

Everyday English

## Everyday English

**3** Dopasuj angielskie zwroty (1–4) do ich polskich odpowiedników (a–d). Powiedz je na głos. 

1 – b

1

Excuse me.

2

What's that?

3

Look!

4

I don't understand.

- a Spójrz!
- b Przepraszam.
- c Co to jest?
- d Nie rozumiem!

1 –

2 –

3 –

4 –

1



2



3



4



5



6



7



8



9



1 █ ...range  
 2 █ ...ake  
 3 █ ...gg

4 █ ...ce cream  
 5 █ ...pple  
 6 █ ...oghurt

7 █ ...anana  
 8 █ ...izza  
 9 █ ...andwich

- 1 -
- 2 -
- 3 -
- 4 -
- 5 -
- 6 -
- 7 -

8 -

9 -

## Informacje do przesłania

---

What do you want to do?



Check my answers



Email my answers to my teacher

Enter your full name:

TWOJE!!! |imię i nazwisko

Group/level: kl. 4

School subject: J. Angielski

Enter your teacher's email or key code:

jpcfy9r3b1s

Send

Cancel

---

Jeśli wypełnisz pole to kliknij **Send**.