




Name: _____

Identifying $\frac{1}{2}$


Look at the objects below.


Circle the shapes that have $\frac{1}{2}$ colored in.



Equal or Not Equal

Cut and sort the pictures.


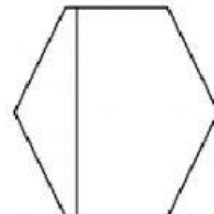



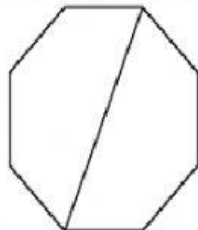



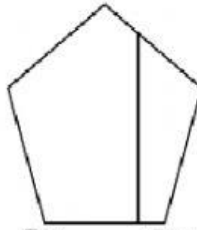

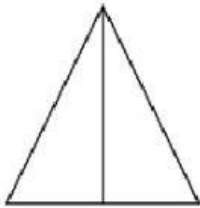

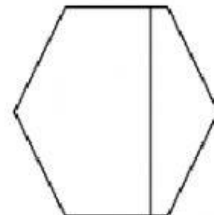

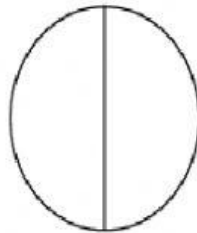


$\frac{1}{2}$ 

~~$\frac{1}{2}$~~ 



Color the happy face for shapes that are halves.
Color the sad face for shapes that are not halves.

Half or Not?



Copyright © 2020 KindergartenWorksheets.net
All Rights Reserved