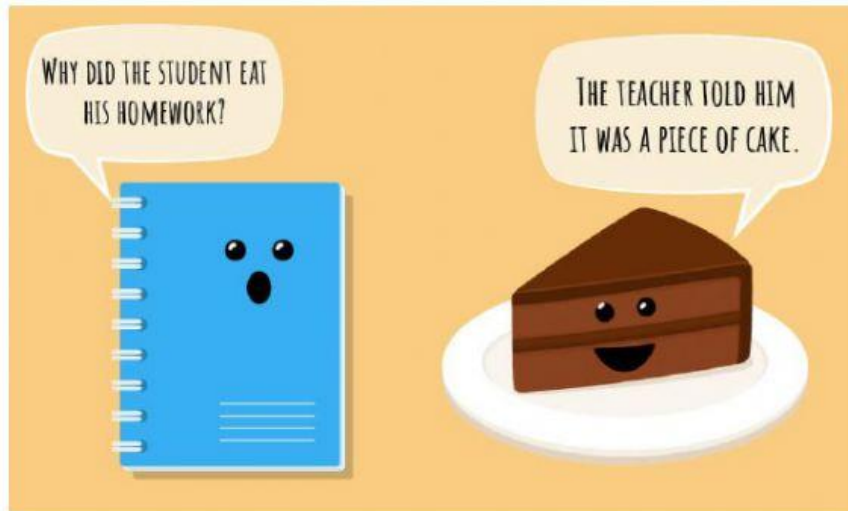


3- Speaking and writing skills. The same, but not the same.

3a) It's time to write introductions. In no more than four or five sentences write great introductions for these topics. Then read them and Guess what? Send me an audio, ha ha ha!




1- Dialogue: Grocery shopping day: You are going to the supermarket with your parents. You check what groceries you have, and don't have, make a list, decide how to get to the supermarket, etc.

2- Your next holidays.

3- Your favorite singer/band

4- A movie review



3b) Copy the definitions in your notebook.

Synonyms are words that mean the same or very similar. Like “table” and “desk”.

Paraphrases are sentences that have similar meaning: Like “I don’t understand” and “Can you explain me again?”

Homophones are words that sound the same but they don’t have the same meaning. Like “be” /bi/ (ser o estar) and “bee” /bii/ (abeja)

Antonyms are words that have opposite meaning. Like “dark” and “light”

3c) Look at some homophones:

# HOMOPHONES in English

Same Sound but  
Different Meaning



## HOMOPHONES



**BARE**  
Desnudo

/beər/

**BEAR**  
Oso



**CELL**  
Celda

/sel/

**SELL**  
Vender



**FLOUR**  
Harina

/flaʊər/

**FLOWER**  
Flor



**OUR**  
Nuestro/a

/aʊər/

**HOUR**  
Hora



**KNIGHT**  
Caballero

/nait/

**NIGHT**  
Noche



**WAIT**  
Esperar

/weit/

**WEIGHT**  
Peso




CAMBRIDGE  
UNIVERSITY PRESS

3d) Translate the words and match the homophones:

	Rice ☺	☺ Ant	
Levadura	Yeast ☺	☺ Bat	
	Meat ☺	☺ Catch up	Ponerse al día
	Ketchup ☺	☺ Hair	
Verbo en español, yo.	Soy ☺	☺ I scream	
	Ice cream ☺	☺ It's	
	Your ☺	☺ Least	Lo menos
	Hare ☺	☺ Meet	
	Aunt ☺	☺ Rise	Elevar, ascender, levar
	But ☺	☺ Sheep	
Su	Its ☺	☺ Soy sauce	Salsa de soja
	Right ☺	☺ Write	
	Ship ☺	☺ You're	



3e) Now you can understand the following jokes. Which is your favorite joke? Why? Send me an audio reading the joke and answering why it is your favourite.



### Today's Cooking Funny:

*A good baker will rise to the occasion...*

*It is the yeast he can do.*

### ELEPHANT STEW

- 1 elephant (medium size)
- 2 rabbits (optional)
- salt and pepper

Cut the elephant into small bite-size pieces. This should take about two months. Add enough brown gravy to cover. Cook over kerosene fire for about four weeks at 465 degrees.

This will serve thirty-eight hundred people. If more are expected, two rabbits may be added, but do this only if necessary as some people do not like to find a hare in their stew.

